

KAPATAGAN WATER DISTRICT
CONDENSED STATEMENT OF FINANCIAL POSITION
(ALL FUNDS)
AS AT DECEMBER 31, 2024


	<u>NOTE*</u>	<u>2024</u>	<u>2023</u>
ASSETS			
Current Assets			
Cash and Cash Equivalents		9,017,770.00	8,899,797.01
International Reserves			
Financial Assets			
Other Investments			
Receivables		4,667,822.00	4,751,296.87
Inventories		5,408,902.68	8,922,670.78
Non-Current Assets Held for Sale			
Other Current Assets		77,000.00	1,800.00
Total Current Assets		19,171,494.68	22,575,564.66
Non-Current Assets			
Non-International Reserves Foreign Assets			-
Financial Assets			-
Investments in Joint Ventures			-
Investments in Associates/Affiliates			-
Investments in Subsidiaries			-
Other Investments			-
Receivables			-
Investment Property			-
Property, Plant and Equipment		56,565,316.20	59,444,166.96
Biological Assets			
Intangible Assets		105,000.00	-
Deferred Tax Assets			
Other Non-Current Assets		1,007,077.22	1,263,161.86
Total Non-Current Assets		57,677,393.42	60,707,328.82
Total Assets		76,848,888.10	83,282,893.48
LIABILITIES			
Current Liabilities			
Financial Liabilities		2,749,662.85	4,706,582.60
Inter-Agency Payables		938,437.15	941,223.45
Trust Liabilities		269,025.49	2,000.00
Deferred Credits/Unearned Income		-	175,000.00
Provisions			
Other Payables		9,600.00	9,600.00
Total Current Liabilities		3,966,725.49	5,834,406.05

	<u>NOTE*</u>	<u>2024</u>	<u>2023</u>
Non-Current Liabilities			
Financial Liabilities		12,582,213.04	14,379,936.24
Currency Issued			
Deposit Liabilities			
Inter-Agency Payables			
Trust Liabilities			
Deferred Credits/Unearned Income			
Provisions		3,034,778.01	4,525,228.42
Deferred Tax Liabilities			
Other Payables		6,021,084.82	6,021,084.82
Total Non-Current Liabilities		<u>21,638,075.87</u>	<u>24,926,249.48</u>
Total Liabilities		<u>25,604,801.36</u>	<u>30,760,655.53</u>
EQUITY			
Government Equity		4,000,013.34	4,000,013.34
Revaluation Surplus			
Retained Earnings/(Deficit)		47,244,073.40	48,522,224.61
Stockholders' Equity			
Cumulative Translation Adjustment			
Cumulative Changes in Fair Value			
Members' Equity			
Total Equity		<u>51,244,086.74</u>	<u>52,522,237.95</u>
Total Liabilities and Equity		<u>76,848,888.10</u>	<u>83,282,893.48</u>


The notes on pages __ to __ form part of these statements.

*The notes referred were assumed.

Prepared by:


LEEVENA B. ESGUERRA
Accounting Processor - A

Certified true & Correct by:


JACKY LOU H. LAMDAGAN, MBA
DMC-Administrative,GS,Finance & Commercial

Noted by:


CLAIR GREBERN UY ELUMIR, MBA
General Manager C

KAPATAGAN WATER DISTRICT
DETAILED STATEMENT OF FINANCIAL POSITION
(ALL FUNDS)
AS AT DECEMBER 31, 2024

	<u>2024</u>	<u>2023</u>
ASSETS		
Current Assets		
Cash and Cash Equivalents	9,017,770.00	8,899,797.01
Cash on Hand	340,208.71	144,606.10
Cash-Collecting Officers	340,208.71	144,606.10
Petty Cash	-	-
Local Currency on Hand	-	-
Foreign Currency on Hand	-	-
Checks and Other Cash Items	-	-
Treasury Fund Capital	-	-
Cash in Bank-Local Currency	8,677,561.29	8,755,190.91
Cash in Bank-Local Currency, Bangko Sentral ng Pilipinas	-	-
Cash in Bank-Local Currency, Current Account	2,467,976.86	2,696,431.28
Cash in Bank-Local Currency, Savings Account	6,209,584.43	6,058,759.63
Due from Bangko Sentral ng Pilipinas-Local Currency	-	-
Due from Other Banks-Local Currency	-	-
Cash in Bank-Foreign Currency	-	-
Cash in Bank-Foreign Currency, Bangko Sentral ng Pilipinas	-	-
Cash in Bank-Foreign Currency, Current Account	-	-
Cash in Bank-Foreign Currency, Savings Account	-	-
Due from Bangko Sentral ng Pilipinas-Foreign Currency	-	-
Due from Other Banks-Foreign Currency	-	-
Treasury/Agency Cash Accounts	-	-
Cash-Modified Disbursement System	-	-
Cash Equivalents	-	-
Treasury Bills	-	-
Time Deposits-Local Currency	-	-
Time Deposits-Foreign Currency	-	-
Treasury Bonds	-	-
Cash in Transit	-	-
International Reserves	-	-
International Reserves	-	-
Due from Foreign Banks-Demand Deposits	-	-
Foreign Currency on Hand	-	-
Foreign Currency in Transit	-	-
Foreign Investments	-	-
Gold with Foreign Financial Institutions	-	-
Accrued Interest Paid on Foreign Securities Purchased	-	-
Holdings of Special Drawing Rights	-	-
Foreign Securities Purchased Under Agreement to Resell	-	-
Financial Assets	-	-
Financial Assets at Fair Value Through Surplus/Profit or Deficit/Loss	-	-
Financial Assets Held for Trading	-	-
Financial Assets Designated at Fair Value Through Surplus/Profit	-	-
Derivative Financial Assets Held for Trading	-	-
Derivative Financial Assets Designated at Fair Value Through	-	-
Financial Assets-Held to Maturity	-	-
Investments in Treasury Bills-Local	-	-

	<u>2024</u>	<u>2023</u>
<i>Allowance for Impairment-Investments in Treasury Bills-Local</i>		-
Net Value-Investments in Treasury Bills-Local		-
Investments in Treasury Bills-Foreign		-
<i>Allowance for Impairment-Investments in Treasury Bills-Foreign</i>		-
Net Value-Investments in Treasury Bills-Foreign		-
Investments in Bonds-Local		-
<i>Allowance for Impairment-Investments in Bonds-Local</i>		-
<i>Premium on Investments in Bonds-Local</i>		-
<i>Discount on Investments in Bonds-Local</i>		-
Net Value-Investment in Bonds-Local		-
Investments in Bonds-Foreign		-
<i>Allowance for Impairment-Investments in Bonds-Foreign</i>		-
<i>Premium on Investments in Bonds-Foreign</i>		-
<i>Discount on Investments in Bonds-Foreign</i>		-
Net Value-Investments in Bonds-Foreign		-
Financial Assets-Available For Sale Securities	-	-
Available For Sale Securities		-
<i>Allowance for Impairment-Available for Sale Securities</i>		-
Net Value-Available For Sale Securities		-
Financial Assets-Domestic Investments	-	-
Domestic Securities		-
<i>Allowance for Impairment-Domestic Securities</i>		-
Net Value-Domestic Securities		-
Domestic Securities Purchased Under Repurchase Agreement		-
<i>Allowance for Impairment-Domestic Securities Purchased under</i>		-
Net Value-Domestic Securities Purchased Under Repurchase		-
Due from Local Banks		-
<i>Allowance for Impairment-Due from Local Banks</i>		-
Net Value-Due from Local Banks		-
Other Investments	-	-
Sinking Fund	-	-
Sinking Fund		-
Investments in Time Deposits	-	-
Investments in Time Deposits-Local Currency		-
Investments in Time Deposits-Foreign Currency		-
Other Investments	-	-
Investments in Stocks		-
<i>Allowance for Impairment-Investments in Stocks</i>		-
Net Value-Investments in Stocks		-
Investments in Non-Marketable Securities		-
<i>Allowance for Impairment-Investments in Non-Marketable</i>		-
Net Value-Investments in Non-Marketable Securities		-
Other Investments		-
<i>Allowance for Impairment-Other Investments</i>		-
Net Value-Other Investments		-
Receivables	4,667,822.00	4,751,296.87
Loans and Receivable Accounts	2,247,347.52	2,188,692.09
Accounts Receivable	2,784,959.19	2,587,055.80
<i>Allowance for Impairment-Accounts Receivable</i>	537,611.67	398,363.71
Net Value-Accounts Receivable	2,247,347.52	2,188,692.09
Notes Receivable		-
<i>Allowance for Impairment-Notes Receivable</i>		-
Net Value-Notes Receivable	-	-
Loans Receivable-Local Government Units		-

	<u>2024</u>	<u>2023</u>
<i>Allowance for Impairment-Loans Receivable-Local Government</i>		-
Net Value-Loans Receivable-Local Government Units	-	-
Interests Receivable		-
<i>Allowance for Impairment-Interests Receivable</i>		-
Net Value-Interests Receivable	-	-
Dividends Receivable		-
<i>Allowance for Impairment-Dividends Receivable</i>		-
Net Value-Dividends Receivable	-	-
Loans Receivable-Other Government Corporations		-
<i>Allowance for Impairment-Loans Receivable-Other Government</i>		-
Net Value-Loans Receivable-Other Government Corporations	-	-
Subrogated Claims Receivable		-
<i>Allowance for Impairment-Subrogated Claims Receivable</i>		-
Net Value-Subrogated Claims Receivable	-	-
Contributions and Premiums Receivable		-
<i>Allowance for Impairment-Contributions and Premiums</i>		-
Net Value-Contributions and Premiums Receivable	-	-
Mortgage Contracts Receivable		-
<i>Allowance for Impairment-Mortgage Contracts Receivable</i>		-
Net Value-Mortgage Contracts Receivable	-	-
Loans to Bangko Sentral ng Pilipinas		-
<i>Allowance for Impairment-Loans to Bangko Sentral ng Pilipinas</i>		-
Net Value-Loans to Bangko Sentral ng Pilipinas	-	-
Inter-bank Loans Receivable		-
<i>Allowance for Impairment-Inter-bank Loans Receivable</i>		-
Net Value-Inter-bank Loans Receivable	-	-
Deficiency Claims Receivable		-
<i>Allowance for Impairment-Deficiency Claims Receivable</i>		-
Net Value-Deficiency Claims Receivable	-	-
Due from Reinsurer		-
<i>Allowance for Impairment-Due from Reinsurer</i>		-
Net Value-Due from Reinsurer	-	-
Accrued Service Fee Receivable		-
<i>Allowance for Impairment-Accrued Service Fee Receivable</i>		-
Net Value-Accrued Service Fee Receivable	-	-
Sales Contract Receivable		-
<i>Allowance for Impairment-Sales Contract Receivable</i>		-
<i>Sales Contract Receivable-Discount</i>		-
Net Value-Sales Contract Receivable	-	-
Reinsurance Receivable		-
<i>Allowance for Impairment-Reinsurance Receivable</i>		-
Net Value-Reinsurance Receivable	-	-
Due from Head Office/Branches/Agencies Abroad		-
<i>Allowance for Impairment-Due from Head</i>		-
Net Value-Due from Head Office/Branches/Agencies Abroad	-	-
Receivership and Liquidation Receivable		-
<i>Allowance for Impairment-Receivership and Liquidation Receivable</i>		-
Net Value-Receivership and Liquidation Receivable	-	-
Assigned Receivables		-
<i>Allowance for Impairment-Assigned Receivables</i>		-
Net Value-Assigned Receivables	-	-
Loans Receivable-Others		-
<i>Allowance for Impairment-Loans Receivable-Others</i>		-
Net Value-Loans Receivable-Others	-	-
Lease Receivables	-	-
Operating Lease Receivable		-
<i>Allowance for Impairment-Operating Lease Receivable</i>		-
Net Value-Operating Lease Receivable	-	-

	<u>2024</u>	<u>2023</u>
Finance Lease Receivable		-
<i>Allowance for Impairment-Finance Lease Receivable</i>		-
Net Value-Finance Lease Receivable	-	-
Inter-Agency Receivables	-	246,429.17
Due from National Government Agencies		-
Due from Local Government Units	-	133,936.00
Due from Government Corporations	-	112,493.17
Due from Subsidiaries/Joint Ventures/Associates/Affiliates		-
Due from Parent Corporations		-
Other Receivables	2,420,474.48	2,316,175.61
Receivables-Disallowances/Charges	2,112,226.00	2,263,676.00
Due from Officers and Employees	308,248.48	52,499.61
Due from Non-Government Organizations/People's Organizations		-
Insurance Claims Receivable		-
<i>Allowance for Impairment-Insurance Claims Receivable</i>		-
Net Value-Insurance Claims Receivable	2,420,474.48	2,316,175.61
Deficiency Judgment Receivable		-
<i>Allowance for Impairment-Deficiency Judgment Receivable</i>		-
Net Value-Deficiency Judgment Receivable	-	-
Subscriptions Receivable		-
Guarantee Receivables		-
<i>Allowance for Impairment-Guarantee Receivables</i>		-
Net Value-Guarantee Receivables	-	-
Unremitted Recoveries		-
<i>Allowance for Impairment-Unremitted Recoveries</i>		-
Net Value-Unremitted Recoveries	-	-
Guaranty Call Receivable		-
<i>Allowance for Impairment-Guaranty Call Receivable</i>		-
Net Value-Guaranty Call Receivable	-	-
Universal Charge Receivable		-
<i>Allowance for Impairment-Universal Charge Receivable</i>		-
Net Value-Universal Charge Receivable	-	-
Other Receivables		-
<i>Allowance for Impairment-Other Receivables</i>		-
Net Value-Other Receivables	-	-
Inventories	5,408,902.68	8,922,670.78
Inventory Held for Sale	-	-
Merchandise Inventory		-
<i>Allowance for Impairment-Merchandise Inventory</i>		-
Net Value-Merchandise Inventory	-	-
Inventory Held for Distribution	-	-
Food Supplies for Distribution		-
<i>Allowance for Impairment-Food Supplies for Distribution</i>		-
Net Value-Food Supplies for Distribution	-	-
Welfare Goods for Distribution		-
<i>Allowance for Impairment-Welfare Goods for Distribution</i>		-
Net Value-Welfare Goods for Distribution	-	-
Drugs and Medicines for Distribution		-
<i>Allowance for Impairment-Drugs and Medicines for Distribution</i>		-
Net Value-Drugs and Medicines for Distribution	-	-
Medical, Dental and Laboratory Supplies for Distribution		-
<i>Allowance for Impairment-Medical, Dental and Laboratory</i>		-
Net Value-Medical, Dental and Laboratory Supplies for	-	-
Agricultural and Marine Supplies for Distribution		-
<i>Allowance for Impairment-Agricultural and Marine Supplies for</i>		-

	<u>2024</u>	<u>2023</u>
Net Value-Agricultural and Marine Supplies for Distribution	-	-
Agricultural Produce for Distribution		
<i>Allowance for Impairment-Agricultural Produce for Distribution</i>		
Net Value-Agricultural Produce for Distribution	-	-
Textbooks and Instructional Materials for Distribution		
<i>Allowance for Impairment-Textbooks and Instructional Materials</i>		
Net Value-Textbooks and Instructional Materials for Distribution	-	-
Construction Materials for Distribution		
<i>Allowance for Impairment-Construction Materials for Distribution</i>		
Net Value-Construction Materials for Distribution	-	-
Property and Equipment for Distribution		
<i>Allowance for Impairment-Property and Equipment for</i>		
Net Value-Property and Equipment for Distribution	-	-
Other Supplies and Materials for Distribution		
<i>Allowance for Impairment-Other Supplies and Materials for</i>		
Net Value-Other Supplies and Materials for Distribution	-	-
Inventory Held for Manufacturing	-	-
Raw Materials Inventory		
<i>Allowance for Impairment-Raw Materials Inventory</i>		
Net Value-Raw Materials Inventory	-	-
Work-in-Process Inventory		
<i>Allowance for Impairment-Work-in-Process Inventory</i>		
Net Value-Work-in-Process Inventory	-	-
Finished Goods Inventory		
<i>Allowance for Impairment-Finished Goods Inventory</i>		
Net Value-Finished Goods Inventory	-	-
Inventory Held for Consumption	4,855,530.32	8,686,928.42
Office Supplies Inventory	72,137.62	357,764.58
<i>Allowance for Impairment-Office Supplies Inventory</i>		
Net Value-Office Supplies Inventory	72,137.62	357,764.58
Accountable Forms, Plates and Stickers Inventory	23,600.00	61,200.00
<i>Allowance for Impairment-Accountable Forms, Plates and Stickers</i>		
Net Value-Accountable Forms, Plates and Stickers Inventory	23,600.00	61,200.00
Non-Accountable Forms Inventory	11,431.00	23,000.00
<i>Allowance for Impairment-Non-Accountable Forms Inventory</i>		
Net Value-Non-Accountable Forms Inventory	11,431.00	23,000.00
Animal/Zoological Supplies Inventory		-
<i>Allowance for Impairment-Animal/Zoological Supplies Inventory</i>		-
Net Value-Animal/Zoological Supplies Inventory	-	-
Food Supplies Inventory		-
<i>Allowance for Impairment-Food Supplies Inventory</i>		-
Net Value-Food Supplies Inventory	-	-
Drugs and Medicines Inventory		-
<i>Allowance for Impairment-Drugs and Medicines Inventory</i>		-
Net Value-Drugs and Medicines Inventory	-	-
Medical, Dental and Laboratory Supplies Inventory		-
<i>Allowance for Impairment-Medical, Dental and Laboratory</i>		-
Net Value-Medical, Dental and Laboratory Supplies Inventory	-	-
Fuel, Oil and Lubricants Inventory		-
<i>Allowance for Impairment-Fuel, Oil and Lubricants Inventory</i>		-
Net Value-Fuel, Oil and Lubricants Inventory	-	-
Agricultural and Marine Supplies Inventory		-
<i>Allowance for Impairment-Agricultural and Marine Supplies</i>		-
Net Value-Agricultural and Marine Supplies Inventory	-	-
Textbooks and Instructional Materials Inventory		-
<i>Allowance for Impairment-Textbooks and Instructional Materials</i>		-
Net Value-Textbooks and Instructional Materials Inventory	-	-

	<u>2024</u>	<u>2023</u>
Military, Police and Traffic Supplies Inventory		-
<i>Allowance for Impairment-Military, Police and Traffic Supplies</i>		-
Net Value-Military, Police and Traffic Supplies Inventory	-	-
Chemical and Filtering Supplies Inventory		78,200.00
<i>Allowance for Impairment-Chemical and Filtering Supplies</i>		-
Net Value-Chemical and Filtering Supplies Inventory	-	78,200.00
Construction Materials Inventory		-
<i>Allowance for Impairment-Construction Materials Inventory</i>		-
Net Value-Construction Materials Inventory	-	-
Currency Inventory		-
<i>Allowance for Impairment-Currency Inventory</i>		-
Net Value-Currency Inventory	-	-
Demonetized Coins for Melting		-
<i>Allowance for Impairment-Demonetized Coins for Melting</i>		-
Net Value-Demonetized Coins for Melting	-	-
Information Materials Inventory		-
<i>Allowance for Impairment-Information Materials Inventory</i>		-
Net Value-Information Materials Inventory	-	-
Linens and Beddings		-
<i>Allowance for Impairment-Linens and Beddings</i>		-
Net Value-Linens and Beddings	-	-
Play/Bet Slips and Thermal Rolls Supplies Inventories		-
<i>Allowance for Impairment-Play/Bet Slips and Thermal Rolls Supplies Inventories</i>		-
Net Value-Play/Bet Slips and Thermal Rolls Supplies Inventories	-	-
Electrical Supplies and Materials Inventory		-
<i>Allowance for Impairment-Electrical Supplies and Materials</i>		-
Net Value-Electrical Supplies and Materials Inventory	-	-
Other Supplies and Materials Inventory	4,748,361.70	8,166,763.84
<i>Allowance for Impairment-Other Supplies and Materials Inventory</i>		-
Net Value-Other Supplies and Materials Inventory	4,748,361.70	8,166,763.84
Semi-Expendable Machinery and Equipment	<u>521,788.02</u>	<u>226,158.02</u>
Semi-Expendable Office Equipment	272,502.96	152,199.02
Semi-Expendable Information and Communication Technology Equipment		
Semi-Expendable Agricultural and Forestry Equipment		
Semi-Expendable Marine and Fishery Equipment		
Semi-Expendable Airport Equipment		
Semi-Expendable Communication Equipment	40,080.00	40,080.00
Semi-Expendable Disaster Response and Rescue Equipment		-
Semi-Expendable Military, Police and Security Equipment		-
Semi-Expendable Medical Equipment		-
Semi-Expendable Printing Equipment		-
Semi-Expendable Sports Equipment		-
Semi-Expendable Technical and Scientific Equipment		-
Semi-Expendable Construction and Heavy Equipment		-
Semi-Expendable Gaming Equipment		-
Semi-Expendable Kitchen Equipment		-
Semi-Expendable Electrical Equipment		-
Semi-Expendable Other Machinery and Equipment	209,205.06	33,879.00
Semi-Expendable Furniture, Fixtures and Books	<u>31,584.34</u>	<u>9,584.34</u>
Semi-Expendable Furniture and Fixtures	31,584.34	9,584.34
Semi-Expendable Books		-
Domestic Gold and Silver Inventory	<u>-</u>	<u>-</u>
Gold for Refining		-
Gold for Domestic Sales		-
Silver for Domestic Sales		-
Silver for Refining		-

	<u>2024</u>	<u>2023</u>
Plant Inventory	-	-
Plant Inventory	-	-
Non-Current Assets Held for Sale	-	-
Non-Current Assets Held for Sale	-	-
Non-Current Assets Held for Sale		
<i>Accumulated Impairment Losses-Non-Current Assets Held for Sale</i>		
Net Value-Non-Current Assets Held for Sale	-	-
Other Current Assets	77,000.00	1,800.00
Advances	77,000.00	1,800.00
Advances for Operating Expenses	54,350.00	-
Advances for Payroll		
Advances to Special Disbursing Officer		
Advances to Officers and Employees	22,650.00	1,800.00
Prepayments	-	-
Advances to Contractors		
Prepaid Rent		
Prepaid Registration		
Prepaid Interest		
Prepaid Insurance		
Creditable Input Tax		
Withholding Tax at Source		
Other Prepayments		
Deposits	-	-
Deposit on Letters of Credit		
Guaranty Deposits		
Other Deposits		
Other Assets	-	-
Deferred Charges/Losses		
Other Assets		
<i>Accumulated Impairment Losses-Other Assets</i>		
Net Value-Other Assets	-	-
Total Current Assets	19,171,494.68	22,575,564.66

	<u>2024</u>	<u>2023</u>
Non-Current Assets		
Non-International Reserves Foreign Assets	-	-
Foreign Exchange Receivables	-	-
Foreign Exchange Receivables		
Due from Foreign Banks-Special Accounts	-	-
Due from Foreign Banks-Special Accounts		
Investments in Other Foreign Exchange Denominated Securities	-	-
Investments in Other Foreign Exchange Denominated Securities		
Financial Assets		
Financial Assets-Held to Maturity	-	-
Investments in Treasury Bills-Local		
<i>Allowance for Impairment-Investments in Treasury Bills-Local</i>		
Net Value-Investments in Treasury Bills-Local	-	-
Investments in Treasury Bills-Foreign		
<i>Allowance for Impairment-Investments in Treasury Bills-Foreign</i>		
Net Value-Investments in Treasury Bills-Foreign	-	-
Investments in Bonds-Local		
<i>Allowance for Impairment-Investments in Bonds-Local</i>		
<i>Premium on Investments in Bonds-Local</i>		
<i>Discount on Investments in Bonds-Local</i>		
Net Value-Investment in Bonds-Local	-	-
Investments in Bonds-Foreign		
<i>Allowance for Impairment-Investments in Bonds-Foreign</i>		
<i>Premium on Investments in Bonds-Foreign</i>		
<i>Discount on Investments in Bonds-Foreign</i>		
Net Value-Investments in Bonds-Foreign	-	-
Financial Assets-Available For Sale Securities	-	-
Available For Sale Securities		
<i>Allowance for Impairment-Available for Sale Securities</i>		
Net Value-Available For Sale Securities	-	-
Financial Assets-Domestic Investments	-	-
Domestic Securities		
<i>Allowance for Impairment-Domestic Securities</i>		
Net Value-Domestic Securities	-	-
Domestic Securities Purchased Under Repurchase Agreement		
<i>Allowance for Impairment-Domestic Securities Purchased under</i>		
Net Value-Domestic Securities Purchased Under Repurchase	-	-
Due from Local Banks		
<i>Allowance for Impairment-Due from Local Banks</i>		
Net Value-Due from Local Banks	-	-
Investment Securities at Amortized Cost	-	-
Investment Securities at Amortized Cost		
<i>Allowance for Impairment-Investment Securities at Amortized Cost</i>		
Net Value-Investment Securities at Amortized Cost	-	-
Financial Assets at Fair Value Through Other Comprehensive Income	-	-
Financial Assets at Fair Value Through Other Comprehensive		
Investments in Joint Ventures	-	-
Investments in Joint Ventures	-	-
Investments in Joint Ventures		
<i>Allowance for Impairment - Investments in Joint Ventures</i>		
Net Value-Investments in Joint Ventures	-	-
Investments in Associates/Affiliates	-	-

	<u>2024</u>	<u>2023</u>
Investments in Associates/Affiliates	-	-
Investments in Associates/Affiliates		
<i>Allowance for Impairment-Investments in Associates/Affiliates</i>		
Net Value-Investments in Associates/Affiliates	-	-
Investments in Subsidiaries	-	-
Investment in Subsidiaries	-	-
Investments in Subsidiaries		
<i>Allowance for Impairment-Investments in Subsidiaries</i>		
Net Value-Investments in Subsidiaries	-	-
Other Investments	-	-
Sinking Fund	-	-
Sinking Fund		
Investments in Time Deposits	-	-
Investments in Time Deposits-Local Currency		
Investments in Time Deposits-Foreign Currency		
Other Investments	-	-
Investments in Stocks		
<i>Allowance for Impairment-Investments in Stocks</i>		
Net Value-Investments in Stocks	-	-
Investments in Non-Marketable Securities		
<i>Allowance for Impairment-Investments in Non-Marketable</i>		
Net Value-Investments in Non-Marketable Securities	-	-
Other Investments		
<i>Allowance for Impairment-Other Investments</i>		
Net Value-Other Investments	-	-
Receivables	-	-
Loans and Receivable Accounts	-	-
Accounts Receivable		
<i>Allowance for Impairment-Accounts Receivable</i>		
Net Value-Accounts Receivable	-	-
Notes Receivable		
<i>Allowance for Impairment-Notes Receivable</i>		
Net Value-Notes Receivable	-	-
Loans Receivable-Local Government Units		
<i>Allowance for Impairment-Loans Receivable-Local Government</i>		
Net Value-Loans Receivable-Local Government Units	-	-
Interests Receivable		
<i>Allowance for Impairment-Interests Receivable</i>		
Net Value-Interests Receivable	-	-
Dividends Receivable		
<i>Allowance for Impairment-Dividends Receivable</i>		
Net Value-Dividends Receivable	-	-
Loans Receivable-Other Government Corporations		
<i>Allowance for Impairment-Loans Receivable-Other Government</i>		
Net Value-Loans Receivable-Other Government Corporations	-	-
Subrogated Claims Receivable		
<i>Allowance for Impairment-Subrogated Claims Receivable</i>		
Net Value-Subrogated Claims Receivable	-	-
Contributions and Premiums Receivable		
<i>Allowance for Impairment-Contributions and Premiums</i>		
Net Value-Contributions and Premiums Receivable	-	-
Mortgage Contracts Receivable		
<i>Allowance for Impairment-Mortgage Contracts Receivable</i>		
Net Value-Mortgage Contracts Receivable	-	-

	<u>2024</u>	<u>2023</u>
Loans to Bangko Sentral ng Pilipinas		
<i>Allowance for Impairment-Loans to Bangko Sentral ng Pilipinas</i>		
Net Value-Loans to Bangko Sentral ng Pilipinas	-	-
Inter-bank Loans Receivable		
<i>Allowance for Impairment-Inter-bank Loans Receivable</i>		
Net Value-Inter-bank Loans Receivable	-	-
Deficiency Claims Receivable		
<i>Allowance for Impairment-Deficiency Claims Receivable</i>		
Net Value-Deficiency Claims Receivable	-	-
Due from Reinsurer		
<i>Allowance for Impairment-Due from Reinsurer</i>		
Net Value-Due from Reinsurer	-	-
Accrued Service Fee Receivable		
<i>Allowance for Impairment-Accrued Service Fee Receivable</i>		
Net Value-Accrued Service Fee Receivable	-	-
Sales Contract Receivable		
<i>Allowance for Impairment-Sales Contract Receivable</i>		
<i>Sales Contract Receivable-Discount</i>		
Net Value-Sales Contract Receivable	-	-
Reinsurance Receivable		
<i>Allowance for Impairment-Reinsurance Receivable</i>		
Net Value-Reinsurance Receivable	-	-
Due from Head Office/Branches/Agencies Abroad		
<i>Allowance for Impairment-Due from Head</i>		
Net Value-Due from Head Office/Branches/Agencies Abroad	-	-
Receivership and Liquidation Receivable		
<i>Allowance for Impairment-Receivership and Liquidation Receivable</i>		
Net Value-Receivership and Liquidation Receivable	-	-
Assigned Receivables		
<i>Allowance for Impairment-Assigned Receivables</i>		
Net Value-Assigned Receivables	-	-
Loans Receivable-Others		
<i>Allowance for Impairment-Loans Receivable-Others</i>		
Net Value-Loans Receivable-Others	-	-
Lease Receivables	-	-
Finance Lease Receivable		
<i>Allowance for Impairment-Finance Lease Receivable</i>		
Net Value-Finance Lease Receivable	-	-
Inter-Agency Receivables	-	-
Due from National Government Agencies		
Due from Local Government Units		
Due from Government Corporations		
Due from Subsidiaries/Joint Ventures/Associates/Affiliates		
Due from Parent Corporations		
Other Receivables	-	-
Receivables-Disallowances/Charges		
Due from Officers and Employees		
Due from Non-Government Organizations/People's Organizations		
Insurance Claims Receivable		
<i>Allowance for Impairment-Insurance Claims Receivable</i>		
Net Value-Insurance Claims Receivable	-	-
Deficiency Judgment Receivable		
<i>Allowance for Impairment-Deficiency Judgment Receivable</i>		
Net Value-Deficiency Judgment Receivable	-	-
Guarantee Receivables		
<i>Allowance for Impairment-Guarantee Receivables</i>		

	<u>2024</u>	<u>2023</u>
Net Value-Guarantee Receivables	-	-
Unremitted Recoveries		
<i>Allowance for Impairment-Unremitted Recoveries</i>		
Net Value-Unremitted Recoveries	-	-
Guaranty Call Receivable		
<i>Allowance for Impairment-Guaranty Call Receivable</i>		
Net Value-Guaranty Call Receivable	-	-
Universal Charge Receivable		
<i>Allowance for Impairment-Universal Charge Receivable</i>		
Net Value-Universal Charge Receivable	-	-
Other Receivables		
<i>Allowance for Impairment-Other Receivables</i>		
Net Value-Other Receivables	-	-
Investment Property	-	-
Land and Buildings	-	-
Investment Property, Land		
<i>Accumulated Impairment Losses-Investment Property, Land</i>		
Net Value-Investment Property, Land	-	-
Investment Property, Buildings		
<i>Accumulated Depreciation-Investment Property, Buildings</i>		
<i>Accumulated Impairment Losses-Investment Property, Buildings</i>		
Net Value-Investment Property, Buildings	-	-
Construction in Progress	-	-
Construction in Progress-Investment Property, Buildings		
Property, Plant and Equipment	56,565,316.20	59,444,166.96
Land	5,804,309.23	5,804,309.23
Land	5,804,309.23	5,804,309.23
<i>Accumulated Impairment Losses-Land</i>		
Net Value-Land	5,804,309.23	5,804,309.23
Land Improvements	893,921.93	944,176.53
Land Improvements, Aquaculture Structures		
<i>Accumulated Depreciation-Land Improvements, Aquaculture</i>		
<i>Accumulated Impairment Losses-Land Improvements, Aquaculture</i>		
Net Value-Land Improvements, Aquaculture Structures	-	-
Land Improvements, Reforestation Projects		
<i>Accumulated Impairment Losses-Land Improvements,</i>		
Net Value-Land Improvements, Reforestation Projects	-	-
Other Land Improvements	1,218,292.47	1,213,723.87
<i>Accumulated Depreciation-Other Land Improvements</i>	(324,370.54)	(269,547.34)
<i>Accumulated Impairment Losses-Other Land Improvements</i>		
Net Value-Other Land Improvements	893,921.93	944,176.53
Infrastructure Assets	40,611,356.23	43,349,666.72
Road Networks		
<i>Accumulated Depreciation-Road Networks</i>		
<i>Accumulated Impairment Losses-Road Networks</i>		
Net Value-Road Networks	-	-
Flood Control Systems		
<i>Accumulated Depreciation-Flood Control Systems</i>		
<i>Accumulated Impairment Losses-Flood Control Systems</i>		
Net Value-Flood Control Systems	-	-
Sewer Systems		
<i>Accumulated Depreciation-Sewer Systems</i>		
<i>Accumulated Impairment Losses-Sewer Systems</i>		
Net Value-Sewer Systems	-	-
Water Supply Systems	16,778,449.52	16,643,499.52

	<u>2024</u>	<u>2023</u>
<i>Accumulated Depreciation-Water Supply Systems</i>	(6,148,311.69)	(5,425,176.09)
<i>Accumulated Impairment Losses-Water Supply Systems</i>		
Net Value-Water Supply Systems	<u>10,630,137.83</u>	<u>11,218,323.43</u>
Power Supply Systems		-
<i>Accumulated Depreciation-Power Supply Systems</i>		
<i>Accumulated Impairment Losses-Power Supply Systems</i>		
Net Value-Power Supply Systems	<u>-</u>	<u>-</u>
Communication Networks		
<i>Accumulated Depreciation-Communication Networks</i>		
<i>Accumulated Impairment Losses-Communication Networks</i>		
Net Value-Communication Networks	<u>-</u>	<u>-</u>
Seaport Systems		
<i>Accumulated Depreciation-Seaport Systems</i>		
<i>Accumulated Impairment Losses-Seaport Systems</i>		
Net Value-Seaport Systems	<u>-</u>	<u>-</u>
Airport Systems		
<i>Accumulated Depreciation-Airport Systems</i>		
<i>Accumulated Impairment Losses-Airport Systems</i>		
Net Value-Airport Systems	<u>-</u>	<u>-</u>
Parks, Plazas and Monuments		
<i>Accumulated Depreciation-Parks, Plazas and Monuments</i>		
<i>Accumulated Impairment Losses-Parks, Plazas and Monuments</i>		
Net Value-Parks, Plazas and Monuments	<u>-</u>	<u>-</u>
Railway Systems		
<i>Accumulated Depreciation-Railway Systems</i>		
<i>Accumulated Impairment Losses-Railway Systems</i>		
Net Value-Railway Systems	<u>-</u>	<u>-</u>
Plant-Utility Plant in Service (UPIS)	65,196,295.43	65,064,769.62
<i>Accumulated Depreciation-Plant (UPIS)</i>	(35,215,077.03)	(32,933,426.33)
<i>Accumulated Impairment Losses-Plant (UPIS)</i>		
Net Value-Plant-Utility Plant in Service (UPIS)	<u>29,981,218.40</u>	<u>32,131,343.29</u>
Other Infrastructure Assets		
<i>Accumulated Depreciation-Other Infrastructure Assets</i>		
<i>Accumulated Impairment Losses-Other Infrastructure Assets</i>		
Net Value-Other Infrastructure Assets	<u>-</u>	<u>-</u>
Buildings and Other Structures	<u>5,785,671.16</u>	<u>6,187,481.56</u>
Buildings	3,522,907.63	3,522,907.63
<i>Accumulated Depreciation-Buildings</i>	(1,109,715.68)	(951,184.88)
<i>Accumulated Impairment Losses-Buildings</i>		
Net Value-Buildings	<u>2,413,191.95</u>	<u>2,571,722.75</u>
School Buildings		-
<i>Accumulated Depreciation-School Buildings</i>		
<i>Accumulated Impairment Losses-School Buildings</i>		
Net Value-School Buildings	<u>-</u>	<u>-</u>
Hospitals and Health Centers		
<i>Accumulated Depreciation-Hospitals and Health Centers</i>		
<i>Accumulated Impairment Losses-Hospitals and Health Centers</i>		
Net Value-Hospitals and Health Centers	<u>-</u>	<u>-</u>
Markets		
<i>Accumulated Depreciation-Markets</i>		
<i>Accumulated Impairment Losses-Markets</i>		
Net Value-Markets	<u>-</u>	<u>-</u>
Slaughterhouses		
<i>Accumulated Depreciation-Slaughterhouses</i>		
<i>Accumulated Impairment Losses-Slaughterhouses</i>		
Net Value-Slaughterhouses	<u>-</u>	<u>-</u>
Hostels and Dormitories		
<i>Accumulated Depreciation-Hostels and Dormitories</i>		

	<u>2024</u>	<u>2023</u>
<i>Accumulated Impairment Losses-Hostels and Dormitories</i>		
Net Value-Hostels and Dormitories	-	-
Water Plant, Structure and Improvements		
<i>Accumulated Depreciation-Water Plant, Structure and</i>		
<i>Accumulated Impairment Losses-Water Plant, Structure and</i>		
Net Value-Water Plant, Structure and Improvements	-	-
Other Structures	4,385,998.85	4,385,752.58
<i>Accumulated Depreciation-Other Structures</i>	(1,013,519.64)	(769,993.77)
<i>Accumulated Impairment Losses-Other Structures</i>		
Net Value-Other Structures	3,372,479.21	3,615,758.81
Machinery and Equipment	2,161,172.30	2,317,615.38
Office Equipment	2,067,076.79	2,010,481.79
<i>Accumulated Depreciation-Office Equipment</i>	(1,122,729.73)	(890,976.85)
<i>Accumulated Impairment Losses-Office Equipment</i>		
Net Value-Office Equipment	944,347.06	1,119,504.94
Information and Communication Technology Equipment		
<i>Accumulated Depreciation-Information and Communication</i>		
<i>Technology Equipment</i>		
<i>Accumulated Impairment Losses-Information and Communication</i>		
<i>Technology Equipment</i>		
Net Value-Information and Communication Technology	-	-
Agricultural and Forestry Equipment		
<i>Accumulated Depreciation-Agricultural and Forestry Equipment</i>		
<i>Accumulated Impairment Losses-Agricultural and Forestry</i>		
Net Value-Agricultural and Forestry Equipment	-	-
Marine and Fishery Equipment		
<i>Accumulated Depreciation-Marine and Fishery Equipment</i>		
<i>Accumulated Impairment Losses-Marine and Fishery Equipment</i>		
Net Value-Marine and Fishery Equipment	-	-
Airport Equipment		
<i>Accumulated Depreciation-Airport Equipment</i>		
<i>Accumulated Impairment Losses-Airport Equipment</i>		
Net Value-Airport Equipment	-	-
Communication Equipment	471,266.49	357,966.49
<i>Accumulated Depreciation-Communication Equipment</i>	(30,801.78)	(23,917.50)
<i>Accumulated Impairment Losses-Communication Equipment</i>		
Net Value-Communication Equipment	440,464.71	334,048.99
Construction and Heavy Equipment		
<i>Accumulated Depreciation-Construction and Heavy Equipment</i>		
<i>Accumulated Impairment Losses-Construction and Heavy</i>		
Net Value-Construction and Heavy Equipment	-	-
Disaster Response and Rescue Equipment		
<i>Accumulated Depreciation-Disaster Response and Rescue</i>		
<i>Accumulated Impairment Losses-Disaster Response and Rescue</i>		
Net Value-Disaster Response and Rescue Equipment	-	-
Military, Police and Security Equipment		
<i>Accumulated Depreciation-Military, Police and Security</i>		
<i>Accumulated Impairment Losses-Military, Police and Security</i>		
Net Value-Military, Police and Security Equipment	-	-
Medical Equipment		
<i>Accumulated Depreciation-Medical Equipment</i>		
<i>Accumulated Impairment Losses-Medical Equipment</i>		
Net Value-Medical Equipment	-	-
Printing Equipment		
<i>Accumulated Depreciation-Printing Equipment</i>		
<i>Accumulated Impairment Losses-Printing Equipment</i>		
Net Value-Printing Equipment	-	-

	<u>2024</u>	<u>2023</u>
Sports Equipment		
<i>Accumulated Depreciation-Sports Equipment</i>		
<i>Accumulated Impairment Losses-Sports Equipment</i>		
Net Value-Sports Equipment	-	-
Technical and Scientific Equipment		
<i>Accumulated Depreciation-Technical and Scientific Equipment</i>		
<i>Accumulated Impairment Losses-Technical and Scientific Equipment</i>		
Net Value-Technical and Scientific Equipment	-	-
Gaming Equipment		
<i>Accumulated Depreciation-Gaming Equipment</i>		
<i>Accumulated Impairment Losses-Gaming Equipment</i>		
Net Value-Gaming Equipment	-	-
Kitchen Equipment		
<i>Accumulated Depreciation-Kitchen Equipment</i>		
<i>Accumulated Impairment Losses-Kitchen Equipment</i>		
Net Value-Kitchen Equipment	-	-
Electrical Equipment		
<i>Accumulated Depreciation-Electrical Equipment</i>		
<i>Accumulated Impairment Losses-Electrical Equipment</i>		
Net Value-Electrical Equipment	-	-
Other Machinery and Equipment	1,150,656.07	1,150,656.07
<i>Accumulated Depreciation-Other Machinery and Equipment</i>	(374,295.54)	(286,594.62)
<i>Accumulated Impairment Losses-Other Machinery and Equipment</i>		
Net Value-Other Machinery and Equipment	<u>776,360.53</u>	<u>864,061.45</u>
Transportation Equipment	329,974.16	160,526.72
Motor Vehicles	1,182,932.00	993,392.00
<i>Accumulated Depreciation-Motor Vehicles</i>	(852,957.84)	(832,865.28)
<i>Accumulated Impairment Losses-Motor Vehicles</i>		
Net Value-Motor Vehicles	<u>329,974.16</u>	<u>160,526.72</u>
Trains		
<i>Accumulated Depreciation-Trains</i>		
<i>Accumulated Impairment Losses-Trains</i>		
Net Value-Trains	-	-
Aircrafts and Aircrafts Ground Equipment		
<i>Accumulated Depreciation-Aircrafts and Aircrafts Ground</i>		
<i>Accumulated Impairment Losses-Aircrafts and Aircrafts Ground</i>		
Net Value-Aircrafts and Aircrafts Ground Equipment	-	-
Watercrafts		
<i>Accumulated Depreciation-Watercrafts</i>		
<i>Accumulated Impairment Losses-Watercrafts</i>		
Net Value-Watercrafts	-	-

	<u>2024</u>	<u>2023</u>
Other Transportation Equipment		
<i>Accumulated Depreciation-Other Transportation Equipment</i>		
<i>Accumulated Impairment Losses-Other Transportation Equipment</i>		
Net Value-Other Transportation Equipment	-	-
Furniture, Fixtures and Books	606,306.58	589,145.82
Furniture and Fixtures	728,055.78	673,970.78
<i>Accumulated Depreciation-Furniture and Fixtures</i>	(121,749.20)	(84,824.96)
<i>Accumulated Impairment Losses-Furniture and Fixtures</i>		
Net Value-Furniture and Fixtures	606,306.58	589,145.82
Books		
<i>Accumulated Depreciation-Books</i>		
<i>Accumulated Impairment Losses-Books</i>		
Net Value-Books	-	-
Leased Assets	-	-
Leased Assets, Land		
<i>Accumulated Impairment Losses-Leased Assets, Land</i>		
Net Value-Leased Assets, Land	-	-
Leased Assets, Buildings and Other Structures		
<i>Accumulated Depreciation-Leased Assets, Buildings and Other</i>		
<i>Accumulated Impairment Losses-Leased Assets, Buildings and</i>		
Net Value-Leased Assets, Buildings and Other Structures	-	-
Leased Assets, Machinery and Equipment		
<i>Accumulated Depreciation-Leased Assets, Machinery and</i>		
<i>Accumulated Impairment Losses-Leased Assets, Machinery and</i>		
Net Value-Leased Assets, Machinery and Equipment	-	-
Leased Assets, Transportation Equipment		
<i>Accumulated Depreciation-Leased Assets, Transportation</i>		
<i>Accumulated Impairment Losses-Leased Assets, Transportation</i>	-	-
Net Value-Leased Assets, Transportation Equipment	-	-
Leased Assets, Furniture and Fixtures		
<i>Accumulated Depreciation-Leased Assets, Furniture and Fixtures</i>		
<i>Accumulated Impairment Losses-Leased Assets, Furniture and</i>		
Net Value-Leased Assets, Furniture and Fixtures	-	-
Other Leased Assets		
<i>Accumulated Depreciation-Other Leased Assets</i>		
<i>Accumulated Impairment Losses-Other Leased Assets</i>		
Net Value-Other Leased Assets	-	-
Leased Assets Improvements	-	-
Leased Assets Improvements, Land		
<i>Accumulated Depreciation-Leased Assets Improvements, Land</i>		
<i>Accumulated Impairment Losses-Leased Assets Improvements,</i>		
Net Value-Leased Assets Improvements, Land	-	-
Leased Assets Improvements, Buildings		
<i>Accumulated Depreciation-Leased Assets Improvements, Buildings</i>		
<i>Accumulated Impairment Losses-Leased Assets Improvements,</i>		
Net Value-Leased Assets Improvements, Buildings	-	-
Other Leased Assets Improvements		
<i>Accumulated Depreciation-Other Leased Assets Improvements</i>		
<i>Accumulated Impairment Losses-Other Leased Assets</i>		
Net Value-Other Leased Assets Improvements	-	-
Heritage Assets	-	-
Historical Buildings		
<i>Accumulated Depreciation-Historical Buildings</i>		
<i>Accumulated Impairment Losses-Historical Buildings</i>		
Net Value-Historical Buildings	-	-
Works of Arts and Archeological Specimens		

	<u>2024</u>	<u>2023</u>
<i>Accumulated Depreciation-Works of Arts and Archeological</i>		
<i>Accumulated Impairment Losses-Works of Arts and Archeological</i>		
Net Value-Works of Arts and Archeological Specimens	-	-
Other Heritage Assets		
<i>Accumulated Depreciation-Other Heritage Assets</i>		
<i>Accumulated Impairment Losses-Other Heritage Assets</i>		
Net Value-Other Heritage Assets	-	-
Service Concession Assets	-	-
Service Concession-Road Networks		
<i>Accumulated Depreciation-Service Concession-Road Networks</i>		
<i>Accumulated Impairment Losses-Service Concession-Road</i>		
Net Value-Service Concession-Road Networks	-	-
Service Concession-Flood Control Systems		
<i>Accumulated Depreciation-Service Concession-Flood Control</i>		
<i>Accumulated Impairment Losses-Service Concession-Flood</i>		
Net Value-Service Concession-Flood Control Systems	-	-
Service Concession-Sewer Systems		
<i>Accumulated Depreciation-Service Concession-Sewer Systems</i>		
<i>Accumulated Impairment Losses-Service Concession-Sewer</i>		
Net Value-Service Concession-Sewer Systems	-	-
Service Concession-Water Supply Systems		
<i>Accumulated Depreciation-Service Concession-Water Supply</i>		
<i>Accumulated Impairment Losses-Service Concession-Water Supply</i>		
Net Value-Service Concession-Water Supply Systems	-	-
Service Concession-Power Supply Systems		
<i>Accumulated Depreciation-Service Concession-Power Supply</i>		
<i>Accumulated Impairment Losses-Service Concession-Power</i>		
Net Value-Service Concession-Power Supply Systems	-	-
Service Concession-Communication Networks		
<i>Accumulated Depreciation-Service Concession Communication</i>		
<i>Accumulated Impairment Losses-Service Concession-</i>		
Net Value-Service Concession-Communication Networks	-	-
Service Concession-Seaport Systems		
<i>Accumulated Depreciation-Service Concession-Seaport Systems</i>		
<i>Accumulated Impairment Losses-Service Concession-Seaport</i>		
Net Value-Service Concession-Seaport Systems	-	-
Service Concession-Airport Systems		
<i>Accumulated Depreciation-Service Concession-Airport Systems</i>		
<i>Accumulated Impairment Losses-Service Concession-Airport</i>		
Net Value-Service Concession-Airport Systems	-	-
Service Concession-Parks, Plazas and Monuments		
<i>Accumulated Depreciation-Service Concession Parks, Plazas and</i>		
<i>Accumulated Impairment Losses-Service Concession-Parks, Plazas</i>		
Net Value-Service Concession-Parks, Plazas and Monuments	-	-
Service Concession-Railway Systems		
<i>Accumulated Depreciation-Railway Systems</i>		
<i>Accumulated Impairment Losses-Railway Systems</i>		
Net Value-Service Concession-Railway Systems	-	-
Service Concession-Buildings and Other Structures		
<i>Accumulated Depreciation-Service Concession-Buildings and</i>		
<i>Accumulated Impairment Losses-Service Concession-Buildings</i>		
Net Value-Service Concession-Buildings and Other Structures	-	-
Service Concession-Machinery and Equipment		
<i>Accumulated Depreciation-Service Concession-Machinery and</i>		
<i>Accumulated Impairment Losses-Service Concession-Machinery</i>		
Net Value-Service Concession-Machinery and Equipment	-	-
Service Concession-Transportation Equipment		
<i>Accumulated Depreciation-Service Concession-Transportation</i>		

	<u>2024</u>	<u>2023</u>
<i>Accumulated Impairment Losses-Service Concession-</i>		
Net Value-Service Concession-Transportation Equipment	-	-
Service Concession-Furniture, Fixtures and Books		
<i>Accumulated Depreciation-Service Concession-Furniture, Fixtures</i>		
<i>Accumulated Impairment Losses-Service Concession-Furniture,</i>		
Net Value-Service Concession-Furniture, Fixtures and Books	-	-
Service Concession-Land		
<i>Accumulated Impairment Losses-Service Concession-Land</i>		
Net Value-Service Concession-Land	-	-
Other Service Concession Assets		
<i>Accumulated Depreciation-Other Service Concession Assets</i>		
<i>Accumulated Impairment Losses-Other Service Concession Assets</i>		
Net Value-Other Service Concession Assets	-	-
Exploration and Evaluation Assets	-	-
Underground Tunnel		
<i>Accumulated Depreciation-Underground Tunnel</i>		
<i>Accumulated Impairment Losses-Underground Tunnel</i>		
Net Value-Underground Tunnel	-	-
Mining Equipment		
<i>Accumulated Depreciation-Mining Equipment</i>		
<i>Accumulated Impairment Losses-Mining Equipment</i>		
Net Value-Mining Equipment	-	-
Other Exploration and Evaluation Assets		
<i>Accumulated Depreciation-Other Exploration and Evaluation</i>		
<i>Accumulated Impairment Losses-Other Exploration and</i>		
Net Value-Other Exploration and Evaluation Assets	-	-
Bearer Trees, Plants and Crops	-	-
Bearer Trees, Plants and Crops		
<i>Accumulated Impairment Losses-Bearer Trees, Plants and Crops</i>		
Net Value-Bearer Trees, Plants and Crops	-	-
Other Property, Plant and Equipment	-	-
Work/Zoo Animals		
<i>Accumulated Depreciation-Work/Zoo Animals</i>		
<i>Accumulated Impairment Losses-Work/Zoo Animals</i>		
Net Value-Work/Zoo Animals	-	-
Other Property, Plant and Equipment		
<i>Accumulated Depreciation-Other Property, Plant and Equipment</i>		
<i>Accumulated Impairment Losses-Other Property, Plant and</i>		
Net Value-Other Property, Plant and Equipment	-	-
Construction in Progress	372,604.61	91,245.00
Construction in Progress-Land Improvements		
Construction in Progress-Infrastructure Assets	194,094.61	-
Construction in Progress-Buildings and Other Structures	178,510.00	37,160.00
Construction in Progress-Leased Assets		
Construction in Progress-Leased Assets Improvements		
Construction in Progress-Furniture and Fixtures		54,085.00
Biological Assets	-	-
Bearer Biological Assets	-	-
Breeding Stocks		
<i>Accumulated Impairment Losses-Breeding Stocks</i>		
<i>Accumulated Depreciation-Breeding Stocks</i>		
Net Value-Breeding Stocks	-	-
Livestock		
<i>Accumulated Impairment Losses-Livestock</i>		
<i>Accumulated Depreciation-Livestock</i>		

	<u>2024</u>	<u>2023</u>
Net Value-Livestock	-	-
Trees, Plants and Crops		
<i>Accumulated Impairment Losses-Trees, Plants and Crops</i>		
<i>Accumulated Depreciation-Trees, Plants and Crops</i>		
Net Value-Trees, Plants and Crops	-	-
Aquaculture		
<i>Accumulated Impairment Losses-Aquaculture</i>		
<i>Accumulated Depreciation-Aquaculture</i>		
Net Value-Aquaculture	-	-
Other Bearer Biological Assets		
<i>Accumulated Impairment Losses-Other Bearer Biological Assets</i>		
<i>Accumulated Depreciation-Other Bearer Biological Assets</i>		
Net Value-Other Bearer Biological Assets	-	-
Consumable Biological Assets	-	-
Livestock Held for Consumption/Sale/Distribution		
<i>Accumulated Impairment Losses-Livestock Held for</i>		
Net Value-Livestock Held for Consumption/Sale/Distribution	-	-
Trees, Plants and Crops Held for Consumption/Sale/Distribution		
<i>Accumulated Impairment Losses-Trees, Plants and Crops Held for</i>		
<i>Consumption/ Sale/Distribution</i>		
Net Value-Trees, Plants and Crops Held for Consumption/Sale/Distribution	-	-
Agricultural Produce Held for Consumption/Sale/Distribution		
<i>Accumulated Impairment Losses-Agricultural Produce Held for</i>		
Net Value-Agricultural Produce Held for Consumption/Sale/Distribution	-	-
Aquaculture Held for Consumption/Sale/Distribution		
<i>Accumulated Impairment Losses-Aquaculture Held for</i>		
Net Value-Aquaculture Held for Consumption/Sale/Distribution	-	-
Other Consumable Biological Assets		
<i>Accumulated Impairment Losses-Other Consumable Biological</i>		
Net Value-Accumulated Impairment Losses-Other Consumable Biological	-	-
Intangible Assets	105,000.00	-
Intangible Assets	105,000.00	-
Patents/Copyrights		
<i>Accumulated Amortization-Patents/Copyrights</i>		
<i>Accumulated Impairment Losses-Patents/Copyrights</i>		
Net Value-Patents/Copyrights	-	-
Computer Software	65,000.00	
<i>Accumulated Amortization-Computer Software</i>		
<i>Accumulated Impairment Losses-Computer Software</i>		
Net Value-Computer Software	65,000.00	-
Websites		
<i>Accumulated Amortization-Websites</i>		
<i>Accumulated Impairment Losses-Websites</i>		
Net Value-Websites	-	-
Goodwill		
<i>Accumulated Impairment Losses-Goodwill</i>		
Net Value-Goodwill	-	-
Other Intangible Assets	40,000.00	
<i>Accumulated Amortization-Other Intangible Assets</i>		
<i>Accumulated Impairment Losses-Other Intangible Assets</i>		
Net Value-Other Intangible Assets	40,000.00	-
Service Concession-Intangible Assets	-	-
Service Concession-Intangible Assets		
<i>Accumulated Amortization-Service Concession-Intangible Assets</i>		
<i>Accumulated Impairment Losses-Service Concession-Intangible</i>		
Net Value-Service Concession-Intangible Assets	-	-

	<u>2024</u>	<u>2023</u>
Development in Progress	-	-
Development in Progress-Patents/Copyrights		
Development in Progress-Computer Software		
Development in Progress-Websites		
Development in Progress-Other Intangible Assets		
Deferred Tax Assets	-	-
Deferred Tax Assets	-	-
Deferred Tax Assets		
Other Non-Current Assets	1,007,077.22	1,263,161.86
Prepayments	-	-
Advances to Contractors		
Prepaid Rent		
Prepaid Registration		
Prepaid Interest		
Prepaid Insurance		
Creditable Input Tax	-	-
Withholding Tax at Source		
Other Prepayments		
Deposits	-	-
Deposit on Letters of Credit		
Guaranty Deposits		
Other Deposits		
Restricted Fund	-	-
Restricted Fund		
Other Assets	1,007,077.22	1,263,161.86
Foreclosed Property/Assets		
<i>Accumulated Impairment Losses-Foreclosed Property/Assets</i>		
Net Value-Foreclosed Property/Assets	-	-
Forfeited Property/Assets		
<i>Accumulated Impairment Losses-Forfeited Property/Assets</i>		
Net Value-Forfeited Property/Assets	-	-
Confiscated Property/Assets		
<i>Accumulated Impairment Losses-Confiscated Property/Assets</i>		
Net Value-Confiscated Property/Assets	-	-
Abandoned/Surrendered Property/Assets		
<i>Accumulated Impairment Losses-Abandoned/Surrendered Property/Assets</i>		
Net Value-Abandoned/Surrendered Property/ Assets	-	-
Demonetized Commemorative Coins		
Commemorative Notes and Coins		
Deferred Charges/Losses		
Other Assets	1,007,077.22	1,263,161.86
<i>Accumulated Impairment Losses-Other Assets</i>		
Net Value-Other Assets	1,007,077.22	1,263,161.86
Total Non-Current Assets	57,677,393.42	60,707,328.82
Total Assets	76,848,888.10	83,282,893.48
LIABILITIES		
Current Liabilities		
Financial Liabilities	2,749,662.85	4,706,582.60
Payables	2,749,662.85	4,706,582.60

	<u>2024</u>	<u>2023</u>
Accounts Payable	2,578,819.85	4,675,982.60
Due to Officers and Employees	17,843.00	
Notes Payable		
Interest Payable		
Operating Lease Payable		
Finance Lease Payable		
Awards and Rewards Payable		
Service Concession Arrangements Payable		
Accrued Benefits Payable	153,000.00	30,600.00
Insurance/Reinsurance Premium Payable		
Bills/Bonds/Loans Payable	<u>-</u>	<u>-</u>
Bonds Payable-Domestic		
<i>Discount on Bonds Payable-Domestic</i>		
<i>Premium on Bonds Payable-Domestic</i>		
<i>Bond Issue Cost-Domestic</i>		
Net-Bonds Payable-Domestic	<u>-</u>	<u>-</u>
Bonds Payable-Foreign		
<i>Discount on Bonds Payable-Foreign</i>		
<i>Premium on Bonds Payable-Foreign</i>		
<i>Bond Issue Cost-Foreign</i>		
Net Value-Bonds Payable-Foreign	<u>-</u>	<u>-</u>
Loans Payable-Domestic		
Loans Payable-Foreign		
Bills Payable-Bangko Sentral ng Pilipinas		
Redeemable Preferred Shares		
Term Loan Facility		
Other Bills/Bonds/Loans Payable		
Tax Refunds Payable	<u>-</u>	<u>-</u>
Tax Refunds Payable		
Financial Liabilities Designated at Fair Value through Surplus/Profit or Loss	<u>-</u>	<u>-</u>
Financial Liability Designated at Fair Value through Surplus/Profit		
Financial Liabilities Held for Trading	<u>-</u>	<u>-</u>
Derivatives Financial Liability with Negative Fair Value Held for Trading		
Liability for Short Position		
Financial Liabilities Associated with Transferred Assets	<u>-</u>	<u>-</u>
Financial Liabilities Associated with Transferred Assets		
Domestic Securities Sold Under Repurchase Agreements	<u>-</u>	<u>-</u>
Domestic Securities Sold Under Repurchase Agreements		
Unsecured Subordinated Debt	<u>-</u>	<u>-</u>
Unsecured Subordinated Debt		
<i>Unamortized Unsecured Subordinated Debt Discount</i>		
<i>Unamortized Unsecured Subordinated Debt Premium</i>		
Net Value-Unsecured Subordinated Debt	<u>-</u>	<u>-</u>
Other Financial Liabilities	<u>-</u>	<u>-</u>
Other Financial Liabilities		
Inter-Agency Payables	<u>938,437.15</u>	<u>941,223.45</u>
Inter-Agency Payables	938,437.15	941,223.45
Due to BIR	198,138.06	164,731.47
Due to GSIS	587,552.69	609,136.09
Due to Pag-IBIG	90,894.00	105,065.25
Due to PhilHealth	61,852.40	62,290.64
Due to NGAs		
Due to Government Corporations		
Due to LGUs		

	<u>2024</u>	<u>2023</u>
Due to Subsidiaries/Joint Venture/Associates/Affiliates		
Due to Treasurer of the Philippines		
Due to Parent Corporations		
Due to SSS		
Value Added Tax Payable		
Income Tax Payable		
Due to BSP/Other Banks/Others	-	-
Due to Bangko Sentral ng Pilipinas		
Due to Resident Banks-Clearing Accounts		
Due to Non-Resident Banks-Working Capital		
Due to Foreign Currency Deposit Unit /Regional Banking Units		
Interbank Loans Payable		
Due to International Monetary Fund		
Allocation of Special Drawing Rights		
Due to Philippine Deposit Insurance Corporation		
Due to Philippine Crop Insurance Corporation		
Due to Head Office/Branches/Agencies Abroad		
Others		
Trust Liabilities	269,025.49	2,000.00
Trust Liabilities	269,025.49	2,000.00
Trust Liabilities	263,025.49	
Trust Liabilities-Disaster Risk Reduction and Management Fund		
Bail Bonds Payable		
Guaranty/Security Deposits Payable		
Customers' Deposits Payable	6,000.00	2,000.00
Margin Deposits		
Deposit from Prospective Investors		
Deferred Credits/Unearned Income	-	175,000.00
Deferred Credits	-	175,000.00
Deferred Finance Lease Revenue		
Deferred Service Concession Revenue		
Other Deferred Credits	-	175,000.00
Unearned Revenue/Income	-	-
Unearned Revenue/Income-Investment Property		
Unearned Tax Subsidy		
Commitment Contribution		
Reserved for Unearned Premiums		
Other Unearned Revenue/Income		
Provisions	-	-
Provisions	-	-
Pension Benefits Payable		
Leave Benefits Payable		
Retirement Gratuity Payable		
Provision for Product Warranty		
Provision for Environmental Damages		
Other Provisions		
Other Payables	9,600.00	9,600.00
Other Payables	9,600.00	9,600.00
Special Time Deposit		
Treasurer/Cashier/Manager's Check		
Payment Order Payable		
Undistributed Collections		
Unclaimed Balances		


	<u>2024</u>	<u>2023</u>
Loans by Regional Banking Units from Foreign Currency Deposit Unit/Expanded Foreign Currency Deposit Unit		
Liability for Letters of Credit		
Outstanding Acceptances Executed by or for Account of the Bank		
Dividends Payable		
Servicing Liabilities		
Insured Deposit Claims Payable		
Return Premiums Payable		
No Claim Bonus Payable		
Other Payables	9,600.00	9,600.00
Total Current Liabilities	<u>3,966,725.49</u>	<u>5,834,406.05</u>
Non-Current Liabilities		
Financial Liabilities	<u>12,582,213.04</u>	<u>14,379,936.24</u>
Payables	<u>-</u>	<u>-</u>
Notes Payable		
Finance Lease Payable		
Service Concession Arrangements Payable		
Bills/Bonds/Loans Payable	<u>-</u>	<u>-</u>
Bonds Payable-Domestic		
<i>Discount on Bonds Payable-Domestic</i>		
<i>Premium on Bonds Payable-Domestic</i>		
<i>Bond Issue Cost-Domestic</i>		
Net Value-Bonds Payable-Domestic	<u>-</u>	<u>-</u>
Bonds Payable-Foreign		
<i>Discount on Bonds Payable-Foreign</i>		
<i>Premium on Bonds Payable-Foreign</i>		
<i>Bond Issue Cost-Foreign</i>		
Net Value-Bonds Payable-Foreign	<u>-</u>	<u>-</u>

	<u>2024</u>	<u>2023</u>
Loans Payable-Domestic	12,582,213.04	14,379,936.24
Loans Payable-Foreign		
Bills Payable-Bangko Sentral ng Pilipinas		
Loans Payable-Foreign		
Term Loan Facility		
Other Bills/Bonds/Loans Payable		
Currency Issued	<u>-</u>	<u>-</u>
Currency Issued	<u>-</u>	<u>-</u>
Currency Issued		
Deposit Liabilities	<u>-</u>	<u>-</u>
Deposit Liabilities	<u>-</u>	<u>-</u>
Foreign Currency Deposits		
International Financial Institutions		
Demand Deposit-Reserves		
Demand Deposit		
Demand Deposit-Others		
Savings Deposit		
Fixed-term Deposit		
Withdrawal in Progress		
Negotiable Order of Withdrawal Accounts		
Time Certificates of Deposit		
Long-term Negotiable Certificates of Deposit		
Special Deposit Account		
Inter-Agency Payables	<u>-</u>	<u>-</u>
Inter-Agency Payables	<u>-</u>	<u>-</u>
Due to NGAs		
Due to Government Corporations		
Due to LGUs		
Due to Subsidiaries/Joint Venture/Associates/Affiliates		
Due to Parent Corporations		
Trust Liabilities	<u>-</u>	<u>-</u>
Trust Liabilities	<u>-</u>	<u>-</u>
Trust Liabilities		
Trust Liabilities-Disaster Risk Reduction and Management Fund		
Bail Bonds Payable		
Guaranty/Security Deposits Payable		
Customers' Deposits Payable		
Margin Deposits		
Deposit from Prospective Investors		
Deferred Credits/Unearned Income	<u>-</u>	<u>-</u>
Deferred Credits	<u>-</u>	<u>-</u>
Deferred Finance Lease Revenue		
Deferred Service Concession Revenue		
Other Deferred Credits		
Unearned Revenue/Income	<u>-</u>	<u>-</u>
Unearned Revenue/Income-Investment Property		
Unearned Tax Subsidy		
Commitment Contribution		
Reserve for Unearned Premiums		
Other Unearned Revenue/Income		
Provisions	<u>3,034,778.01</u>	<u>4,525,228.42</u>
Provisions	<u>3,034,778.01</u>	<u>4,525,228.42</u>

	<u>2024</u>	<u>2023</u>
Pension Benefits Payable		
Leave Benefits Payable	3,034,778.01	4,525,228.42
Retirement Gratuity Payable		
Provision for Product Warranty		
Provision for Environmental Damages		
Other Provisions		
Deferred Tax Liabilities	<u>-</u>	<u>-</u>
Deferred Tax Liabilities	<u>-</u>	<u>-</u>
Deferred Tax Liabilities		
Other Payables	<u>6,021,084.82</u>	<u>6,021,084.82</u>
Other Payables	<u>6,021,084.82</u>	<u>6,021,084.82</u>
Special Time Deposit		
Treasurer/Cashier/Manager's Check		
Payment Order Payable		
Undistributed Collections		
Unclaimed Balances		
Loans by Regional Banking Units from Foreign Currency Deposit Unit/Expanded Foreign Currency Deposit Unit		
Liability for Letters of Credit		
Outstanding Acceptances Executed by or for Account of the Bank		
Dividends Payable		
Servicing Liabilities		
Insured Deposit Claims Payable		
Return Premiums Payable		
No Claim Bonus Payable		
Other Payables	6,021,084.82	6,021,084.82
Total Non-Current Liabilities	<u>21,638,075.87</u>	<u>24,926,249.48</u>
Total Liabilities	<u>25,604,801.36</u>	<u>30,760,655.53</u>
	EQUITY	
Government Equity	<u>4,000,013.34</u>	<u>4,000,013.34</u>
Government Equity	<u>4,000,013.34</u>	<u>4,000,013.34</u>
Government Equity	4,000,013.34	4,000,013.34
Contributed Capital		
Revaluation Surplus	<u>-</u>	<u>-</u>
Revaluation Surplus	<u>-</u>	<u>-</u>
Revaluation Surplus		
Retained Earnings/(Deficit)	<u>47,244,073.40</u>	<u>48,522,224.61</u>
Retained Earnings/(Deficit)	<u>47,244,073.40</u>	<u>48,522,224.61</u>
Retained Earnings/(Deficit)	47,244,073.40	48,522,224.61

	<u>2024</u>	<u>2023</u>
Stockholders' Equity	-	-
Stockholders' Equity	-	-
Share Capital		
Share Premium		
Subscribed Share Capital		
Subscriptions Receivable		
Treasury Shares		
Equity Component of Compound Financial Instruments		
Minority Interests in Subsidiaries		
Other Equity Instruments		
Cumulative Translation Adjustment	-	-
Cumulative Translation Adjustment	-	-
Cumulative Translation Adjustment		
Cumulative Changes in Fair Value	-	-
Cumulative Changes in Fair Value	-	-
Cumulative Changes in Fair Value of Investments		
Members' Equity	-	-
Members' Equity	-	-
Members' Equity		
Total Equity	<u>51,244,086.74</u>	<u>52,522,237.95</u>
Total Liabilities and Equity	<u>76,848,888.10</u>	<u>83,282,893.48</u>


Prepared by:



LEEVENA B. ESGUERRA

Accounting Processor - A

Certified true & Correct by:



JACKY LOU H. LAMDAGAN, MBA
DMC-Administrative, GS, Finance &
Commercial

Noted by:



CLAIR GREBERN UY ELUMIR, MBA
General Manager C


KAPATAGAN WATER DISTRICT
CONDENSED STATEMENT OF COMPREHENSIVE INCOME
(ALL FUNDS)
FOR THE YEAR ENDED DECEMBER 31, 2024

	<u>NOTE*</u>	<u>2024</u>	<u>2023</u>
Income			
Service and Business Income		48,499,321.87	47,298,828.00
Shares, Grants and Donations			
Gains		864,270.47	542,522.99
Other Non-Operating Income		640,873.38	1,372,832.73
		50,004,465.72	49,214,183.72
Expenses			
Personnel Services		26,145,985.37	26,448,273.70
Maintenance and Other Operating Expenses		17,912,612.02	14,342,112.85
Financial Expenses		450,030.00	534,231.00
Direct Costs			
Non-Cash Expenses		3,993,699.76	6,424,914.14
		48,502,327.15	47,749,531.69
Profit/(Loss) Before Tax		1,502,138.57	1,464,652.03
Income Tax Expense/(Benefit)		-	-
Profit/(Loss) After Tax		1,502,138.57	1,464,652.03
Net Assistance/Subsidy/(Financial Assistance/Subsidy/Contribution)		-	-
Net Income/(Loss)		1,502,138.57	1,464,652.03
Other Comprehensive Income/(Loss) for the Period		-	-
Comprehensive Income/(Loss)		1,502,138.57	1,464,652.03


The notes on pages ___ to ___ form part of these statements.

**The notes referred above were assumed.*


Prepared by:


LEEVENA B. ESGUERRA
Accounting Processor - A

Certified true & Correct by:


JACKY LOU H. LAMDAGAN, MBA
DMC-Administrative, GS, Finance & Commercial

Noted by:


CLAIR GREBERN UY ELUMIR, MBA
General Manager C

**KAPATAGAN WATER DISTRICT
 DETAILED STATEMENT OF COMPREHENSIVE INCOME
 (ALL FUNDS)
 FOR THE YEAR ENDED DECEMBER 31, 2024**

2024

2023

Income

Service and Business Income

Service Income

Permit Fees
 Registration Fees
 Registration Plates, Tags and Stickers Fees
 Clearance and Certification Fees
 Franchising Fees
 Licensing Fees
 Supervision and Regulation Enforcement Fees
 Spectrum Usage Fees
 Legal Fees
 Inspection Fees
 Verification and Authentication Fees
 Passport, Visa and Application Fees
 Processing Fees
 Fines and Penalties-Service Income
 Fees and Commissions Income
 Consultancy Fees
 Participation Fees
 Research Fees
 Accreditation Fees
 Cancellation Fees
 Harmonization Fees
 Sewerage/Garbage Fees
 Transshipment Fees
 Other Service Income

Total Service Income

Business Income

School Fees
 Affiliation Fees
 Examination Fees
 Seminar/Training Fees
 Rent/Lease Income
 Communication Network Fees
 Transportation System Fees
 Road Network Fees
 Waterworks System Fees
 Power Supply System Fees
 Seaport System Fees
 Landing and Parking Fees
 Income from Hostels/Dormitories and Other Like Facilities
 Slaughterhouse Operation
 Income from Printing and Publication
 Sales Revenue
Sales Discounts
 Net Sales
 Hospital Fees
Hospital Discounts, Allowances and Free Services
 Net Hospital Fees

		-
	46,091,127.51	45,597,413.81
	-	-

Guarantee Income		
Fidelity Insurance Income		
Dividend Income		
Interest Income	1,030.99	993.96
Share in the Profit/Revenue of Joint Venture		
Fines and Penalties-Business Income	1,640,819.03	1,505,446.07
Service Concession Revenue		
Insurance/Reinsurance Premium		
<i>Insurance/Reinsurance Premium Discount</i>		
<i>Returns and Cancellations of Insurance/Reinsurance Premiums</i>		
<i>Insurance/Reinsurance Premium Reserves</i>		
Net Insurance/Reinsurance Premium	<u>1,641,850.02</u>	<u>1,506,440.03</u>
Income from Acquired/Foreclosed Assets		
Members' Contribution		
Share in the Profit/Revenue of Associates/Affiliates		
Demurrage Revenue		
Income from Gaming Operations		
Forfeited Prizes		
Royalty Fees		
Assessment Income		
Management Fees		
Visitorial Fees		
Admission Fees		
Annual Philippine Retirement Authority Fees		
Income from Communication Facilities		
Other Business Income	766,344.34	194,974.16
Total Business Income	<u>48,499,321.87</u>	<u>47,298,828.00</u>
Total Service and Business Income	<u>48,499,321.87</u>	<u>47,298,828.00</u>
Shares, Grants and Donations		
Shares		
Share from National Wealth		
Share from PAGCOR/PCSO		
Share from Earnings of Government Corporations		
Share in Universal Charge		
Total Shares	<u>-</u>	<u>-</u>
Grants and Donations		
Income from Grants and Donations in Cash		
Income from Grants and Donations in Kind		
Total Grants and Donations	<u>-</u>	<u>-</u>
Total Shares, Grants and Donations	<u>-</u>	<u>-</u>
Gains		
Gain on Foreign Exchange (FOREX)		
Gain on Sale/Redemption/Transfer of Investments		
Gain on Sale of Investment Property		
Gain on Sale of Property, Plant and Equipment		
Gain on Initial Recognition of Biological Assets		
Gain on Sale of Biological Assets		
Gain from Changes in Fair Value Less Cost to Sell of		
Gain from Changes in Fair Value Less Cost to Sell of		
Gain on Sale of Agricultural Produce		
Gain on Sale of Intangible Assets		
Gain from Changes in Fair Value of Financial Instruments		
Gain on Initial Recognition of Agricultural Produce		
Gain on Sale/Redemption/Transfer of Financial Liabilities		
Gain from Fair Value Adjustment in Hedge Accounting		

Gain on Securitization		
Gain from Changes in Fair Value of Investment Property		
Other Gains	864,270.47	542,522.99
Total Gains	864,270.47	542,522.99
Other Non-Operating Income		
Sale of Assets		
Sale of Garnished/Confiscated/Abandoned/Seized Goods and Property		
Sale of Unserviceable Property		
Total Sale of Assets		-
Reversal of Impairment Loss		
Reversal of Impairment Loss		
Miscellaneous Income		
Proceeds from Insurance/Indemnities		
Miscellaneous Income	640,873.38	1,372,832.73
Total Miscellaneous Income	640,873.38	1,372,832.73
Total Other Non-Operating Income	640,873.38	1,372,832.73
Total Income	50,004,465.72	49,214,183.72
Expenses		
Personnel Services		
Salaries and Wages		
Salaries and Wages-Regular	12,798,127.78	12,087,363.12
Salaries and Wages-Casual/Contractual	2,503,780.42	2,502,584.01
Total Salaries and Wages	15,301,908.20	14,589,947.13
Other Compensation		
Personnel Economic Relief Allowance (PERA)	1,238,000.00	1,240,000.00
Representation Allowance (RA)	258,000.00	222,000.00
Transportation Allowance (TA)	258,000.00	222,000.00
Clothing/Uniform Allowance	324,000.00	312,000.00
Subsistence Allowance		
Laundry Allowance		
Quarters Allowance		
Productivity Incentive Allowance		
Overseas Allowance		
Honoraria		
Hazard Pay	-	
Longevity Pay		
Overtime and Night Pay	644,293.55	397,025.27
Year End Bonus	1,279,210.00	1,185,988.00
Cash Gift	260,000.00	252,000.00
Other Bonuses and Allowances	2,486,362.00	3,077,488.64
Total Other Compensation	6,747,865.55	6,908,501.91
Personnel Benefit Contributions		
Retirement and Life Insurance Premiums	1,774,647.38	1,690,009.36
Pag-IBIG Contributions	115,326.75	60,600.00
PhilHealth Contributions	349,287.49	278,944.22
Employees Compensation Insurance Premiums	55,000.00	56,800.00
Provident/Welfare Fund Contributions		
Total Personnel Benefit Contributions	2,294,261.62	2,086,353.58
Other Personnel Benefits		
Pension Benefits		
Retirement Gratuity		
Terminal Leave Benefits	-	1,308,471.08
Other Personnel Benefits	1,801,950.00	1,555,000.00

Total Other Personnel Benefits	1,801,950.00	2,863,471.08
Total Personnel Services	26,145,985.37	26,448,273.70
Maintenance and Other Operating Expenses		
Traveling Expenses		
Traveling Expenses-Local	1,196,804.07	993,946.82
Traveling Expenses-Foreign		-
Total Traveling Expenses	1,196,804.07	993,946.82
Training and Scholarship Expenses		
Training Expenses	260,323.60	285,200.00
Scholarship Grants/Expenses		-
Total Training and Scholarship Expenses	260,323.60	285,200.00
Supplies and Materials Expenses		
Office Supplies Expenses	475,977.68	66,150.46
Accountable Forms Expenses	244,800.00	156,600.00
Non-Accountable Forms Expenses	34,569.00	205,000.00
Animal/Zoological Supplies Expenses		
Food Supplies Expenses		
Welfare Goods Expenses		
Drugs and Medicines Expenses		
Medical, Dental and Laboratory Supplies Expenses		
Fuel, Oil and Lubricants Expenses	985,780.87	939,649.13
Agricultural and Marine Supplies Expenses		
Textbooks and Instructional Materials Expenses		
Military, Police and Traffic Supplies Expenses		
Chemical and Filtering Supplies Expenses	1,163,150.00	1,317,369.92
Linens and Beddings Expenses		
Semi-Expendable Machinery and Equipment Expenses		
Semi-Expendable Furniture, Fixtures and Books Expenses		
Other Supplies and Materials Expenses		
Total Supplies and Materials Expenses	2,904,277.55	2,684,769.51
Utility Expenses		
Water Expenses	-	-
Electricity Expenses	4,483,554.79	4,676,424.19
Gas/Heating Expenses		
Other Utility Expenses		
Total Utility Expenses	4,483,554.79	4,676,424.19
Communication Expenses		
Postage and Courier Services	835.00	1,915.00
Telephone Expenses	68,089.00	46,890.00
Internet Subscription Expenses	50,023.93	34,561.30
Cable, Satellite, Telegraph and Radio Expenses		
Total Communication Expenses	118,947.93	83,366.30
Awards/Rewards, Prizes and Indemnities		
Awards/Rewards Expenses		
Prizes		
Indemnities		
Total Awards/Rewards, Prizes and Indemnities		-
Survey, Research, Exploration and Development Expenses		
Survey Expenses	65,000.00	8,000.00
Research, Exploration and Development Expenses		
Total Survey, Research, Exploration and Development Expenses	65,000.00	8,000.00
Demolition/Relocation and Desilting/Drilling/Dredging Expenses		
Demolition and Relocation Expenses		


Desilting, Drilling and Dredging Expenses		
Total Demolition/Relocation and Desilting/Dredging Expenses		-
Generation, Transmission and Distribution Expenses		
Generation, Transmission and Distribution Expenses	-	-
Confidential, Intelligence and Extraordinary Expenses		
Confidential Expenses		
Intelligence Expenses		
Extraordinary and Miscellaneous Expenses	996,653.50	781,646.27
Total Confidential, Intelligence and Extraordinary Expenses	996,653.50	781,646.27
Professional Services		
Legal Services	12,375.00	8,100.00
Auditing Services		46,840.48
Consultancy Services		
Other Professional Services	-	-
Total Professional Services	12,375.00	54,940.48
General Services		
Environment/Sanitary Services		
Janitorial Services		
Security Services		
Other General Services	1,071,382.57	1,611,193.20
Total General Services	1,071,382.57	1,611,193.20
Repairs and Maintenance		
Repairs and Maintenance-Investment Property		
Repairs and Maintenance-Land Improvements		
Repairs and Maintenance-Infrastructure Assets	4,855,877.52	1,257,761.37
Repairs and Maintenance-Buildings and Other Structures	98,882.00	101,653.00
Repairs and Maintenance-Machinery and Equipment	104,878.00	103,512.04
Repairs and Maintenance-Transportation Equipment	162,579.80	222,030.04
Repairs and Maintenance-Furniture and Fixtures		
Repairs and Maintenance-Leased Assets		
Repairs and Maintenance-Leased Assets Improvements		
Restoration and Maintenance-Heritage Assets		
Repairs and Maintenance-Service Concession Assets		
Repairs and Maintenance-Exploration and Evaluation Assets		
Repairs and Maintenance-Semi-Expendable Machinery and Equipment		
Repairs and Maintenance-Semi-Expendable Furniture, Fixtures and Books		
Repairs and Maintenance-Other Property, Plant and Equipment	114,764.06	178,223.00
Total Repairs and Maintenance	5,336,981.38	1,863,179.45
Taxes, Insurance Premiums and Other Fees		
Taxes, Duties and Licenses	220,228.30	37,811.79
Fidelity Bond Premiums	48,000.00	26,625.00
Insurance Expenses	43,383.68	48,468.32
Total Taxes, Insurance Premiums and Other Fees	311,611.98	112,905.11
Labor and Wages		
Labor and Wages		-
Members' Benefits		
Members' Benefits		-
Receivership and Liquidation Expenses		

Receivership and Liquidation Expenses		-
Other Maintenance and Operating Expenses		
Advertising, Promotional and Marketing Expenses	-	187,000.00
Printing and Publication Expenses		
Representation Expenses	512,839.91	542,159.60
Transportation and Delivery Expenses	10,869.74	5,511.92
Rent/Lease Expenses		
Membership Dues and Contributions to Organizations		
Subscription Expenses	28,620.00	-
Donations	15,000.00	580.00
Litigation/Acquired Assets Expenses		
Directors and Committee Members' Fees	587,370.00	451,290.00
Lottery Draws Expenses		
Documentary Stamps Expenses		
Fees and Commission Expenses		
Underwriting Expenses		
Major Events and Conventions Expenses		
Crop/Non-Crop Insurance Benefits		
Deposit Claims Pay-out Expenses		
Other Maintenance and Operating Expenses		
Total Other Maintenance and Operating Expenses	1,154,699.65	1,186,541.52
Total Maintenance and Other Operating Expenses	17,912,612.02	14,342,112.85
Financial Expenses		
Financial Expenses		
Management Supervision/Trusteeship Fees		
Interest Expenses	450,030.00	534,231.00
Guarantee Fees		
Bank Charges		
Commitment Fees		
Other Financial Charges		
Total Financial Expenses	450,030.00	534,231.00
Direct Costs		
Cost of Sales	-	-
Non-Cash Expenses		
Depreciation		
Depreciation-Investment Property		
Depreciation-Land Improvements	54,823.20	54,823.20
Depreciation-Infrastructure Assets	2,992,009.32	5,499,980.40
Depreciation-Buildings and Other Structures	401,810.40	392,931.60
Depreciation-Machinery and Equipment	326,338.08	334,596.20
Depreciation-Transportation Equipment	20,092.56	10,518.72
Depreciation-Furniture, Fixtures and Books	36,924.24	35,748.24
Depreciation-Leased Assets		
Depreciation-Leased Assets Improvements		
Depreciation-Heritage Assets		
Depreciation-Service Concession Assets		
Depreciation-Exploration and Evaluation Assets		
Depreciation-Biological Assets		
Depreciation-Other Property, Plant and Equipment		
Total Depreciation	3,831,997.80	6,328,598.36
Amortization		
Amortization-Service Concession-Intangible Assets		
Amortization-Intangible Assets		
Total Amortization	-	-

Impairment Loss		
Impairment Loss-Financial Assets Held to Maturity		
Impairment Loss-Loans and Receivables	139,247.96	74,056.52
Impairment Loss-Lease Receivables		
Impairment Loss-Investments in Joint Venture		
Impairment Loss-Other Receivables		
Impairment Loss-Inventories		
Impairment Loss-Investment Property		
Impairment Loss-Property, Plant and Equipment		
Impairment Loss-Biological Assets		
Impairment Loss-Intangible Assets		
Impairment Loss-Investments in Affiliates/Associates		
Impairment Loss-Domestic Investments		
Impairment Loss-Investments in Stocks		
Impairment Loss-Investments in Subsidiaries		
Impairment Loss-Non-Current Assets Held for Sale		
Impairment Loss-Service Concession-Intangible Assets		
Impairment Loss-Other Investments		
Impairment Loss-Investment Securities at Amortized Cost		
Impairment Loss-Financial Assets-Available for Sale Securities		
Impairment Loss-Other Assets		
Total Impairment Loss	139,247.96	74,056.52
Losses		
Loss on Foreign Exchange (FOREX)		
Loss on Sale/Redemption/Transfer of Investments		
Loss on Sale of Investment Property		
Loss on Sale of Property, Plant and Equipment		
Loss on Sale of Biological Assets		
Loss on Sale of Agricultural Produce		
Loss on Sale of Intangible Assets		
Loss on Sale of Assets		
Loss of Assets		
Loss on Initial Recognition of Biological Assets		
Loss from Changes in Fair Value of Financial Instruments		
Loss from Changes in Fair Value Less Cost to Sell of		
Loss from Changes in Fair Value Less Cost to Sell of		
Loss on Sale/Redemption/Transfer of Financial Liabilities		
Loss on Securitization		
Loss from Fair Value Adjustment in Hedge Accounting		
Loss from Changes in Fair Value of Investment Property		
Loss on Guaranty		
Share in the Loss of Joint Venture		
Share in the Loss of Associates/Affiliates		
Loss Recoveries Ceded		
Loss Adjustment Expenses		
Rehabilitation Cost		
Other Losses		
Total Losses	-	-
Discount and Rebates		
Other Discounts	22,454.00	22,259.26
Rebates		
Total Discounts and Rebates	22,454.00	22,259.26
Total Non-Cash Expenses	3,993,699.76	6,424,914.14
Total Expenses	48,502,327.15	47,749,531.69
Profit/(Loss) Before Tax	1,502,138.57	1,464,652.03

Income Tax Expense/(Benefit)		-
Profit/(Loss) After Tax	<u>1,502,138.57</u>	<u>1,464,652.03</u>
Assistance and Subsidy		
Assistance and Subsidy		
Subsidy from National Government		
Subsidy from Other National Government Agencies		
Assistance from Local Government Units		
Assistance from Government Corporations		
Subsidy from Other Funds		
Subsidy from Central Office		
Subsidy from Regional Office/Staff Bureau		
Total Assistance and Subsidy	<u>-</u>	<u>-</u>
Financial Assistance/Subsidy/Contribution		
Financial Assistance to NGAs		
Financial Assistance to Local Government Units		
Financial Assistance to NGOs/POs		
Subsidy to Regional Offices/Staff Bureaus		
Subsidy to Operating Units		
Subsidy to Other Funds		
Financial Assistance to Government Corporations		
Contribution to AFP Modernization		
Charity Expenses		
Financial Assistance/Subsidy/Contribution-Others		
Total Financial Assistance/Subsidy	<u>-</u>	<u>-</u>
Net Assistance/Subsidy/(Financial Assistance/Subsidy/Contribution)	<u>-</u>	<u>-</u>
Net Income/(Loss)	<u>1,502,138.57</u>	<u>1,464,652.03</u>
Other Comprehensive Income/(Loss) for the Period		
Changes in Fair Value of Investments		
Translation Adjustment		
Total Other Comprehensive Income/(Loss) for the Period	<u>-</u>	<u>-</u>
Comprehensive Income/(Loss)	<u>1,502,138.57</u>	<u>1,464,652.03</u>

Prepared by:


LEEVENA B. ESGUERRA
Accounting Processor - A

Certified true & Correct by:


JACKY LOU B. LAMDAGAN, MBA
DMC-Administrative, GS, Finance &
Commercial

Noted by:


CLAIR GREBERN UY ELUMIR, MBA
General Manager C

**KAPATAGAN WATER DISTRICT
CONDENSED STATEMENT OF CASH FLOWS
(ALL FUNDS)
FOR THE YEAR ENDED DECEMBER 31, 2024**


	<u>2024</u>	<u>2023</u>
CASH FLOWS FROM OPERATING ACTIVITIES		
Cash Inflows		
Proceeds from Sale of Goods and Services	1,344.93	315.00
Collection of Income/Revenue	50,351,345.75	47,757,951.58
Receipt of Assistance/Subsidy		
Collection of Receivables	60,043.86	63,416.54
Receipt of Inter-Agency Fund Transfers		
Receipt of Intra-Agency Fund Transfers		
Trust Receipts	-	-
Other Receipts	2,771,694.01	3,093,706.87
Total Cash Inflows	53,184,428.55	50,915,389.99
Adjustments		(92,320.34)
Adjusted Cash Inflows	53,184,428.55	50,823,069.65
Cash Outflows		
Payment of Expenses	24,091,521.93	19,440,880.64
Purchase of Inventories	2,707,923.51	1,519,563.60
Grant of Cash Advances	3,610,548.88	3,853,152.26
Prepayments		
Refund of Deposits		
Payments of Accounts Payable	8,515,185.21	12,434,237.94
Remittance of Personnel Benefit Contributions and Mandatory Deductions	11,026,043.26	9,942,239.46
Grant of Financial Assistance/Subsidy/Contribution		
Release of Inter-Agency Fund Transfers		
Release of Intra-Agency Fund Transfers		
Other Disbursements		
Total Cash Outflows	49,951,222.79	47,190,073.90
Adjustments		-
Adjusted Cash Outflows	49,951,222.79	47,190,073.90
Net Cash Provided by/(Used in) Operating Activities	3,233,205.76	3,632,995.75
CASH FLOWS FROM INVESTING ACTIVITIES		
Cash Inflows		
Proceeds from Sale/ Disposal of Investment Property		
Proceeds from Sale/Disposal of Property, Plant and Equipment		
Sale of Investments		
Receipt of Interest Earned	-	-
Receipt of Cash Dividends		
Proceeds from Matured Investments/Redemption of Long-term		
Collection of Long-Term Loans		
Proceeds from Sale of Other Assets		
Total Cash Inflows	-	-
Adjustments		-
Adjusted Cash Inflows	-	-

Cash Outflows		
Purchase/Construction of Investment Property		
Purchase/Construction of Property, Plant and Equipment	657,774.53	403,218.62
Purchase of Investments		
Purchase of Bearer Biological Assets		
Purchase of Consumable Biological Assets		
Purchase of Intangible Assets		
Grant of Loans		
Total Cash Outflows	657,774.53	403,218.62
Adjustments		-
Adjusted Cash Outflows	657,774.53	403,218.62
Net Cash Provided By/(Used In) Investing Activities	(657,774.53)	(403,218.62)
CASH FLOWS FROM FINANCING ACTIVITIES		
Cash Inflows		
Proceeds from Incurrence of Financial Liabilities		
Proceeds from Issuance of Bonds and Acceptances Payable		
Proceeds from Domestic and Foreign Loans		
Contribution from National Government		
Proceeds from Issuance of Capital Stock and other Equity Securities		
Total Cash Inflows	-	-
Adjustments		-
Adjusted Cash Inflows	-	-
Cash Outflows		
Payment of Long-Term Liabilities	2,457,458.24	2,953,077.81
Redemption of Bonds Issued and Unsecured Subordinated Debt		
Payment for Reacquisition of Capital Stock and other Equity Securities		
Payment of Interest on Loans and Other Financial Charges		
Payment of Cash Dividends		
Total Cash Outflows	2,457,458.24	2,953,077.81
Adjustments		-
Adjusted Cash Outflows	2,457,458.24	2,953,077.81
Net Cash Provided By/(Used In) Financing Activities	(2,457,458.24)	(2,953,077.81)
INCREASE/(DECREASE) IN CASH AND CASH EQUIVALENTS	117,972.99	276,699.32
Effects of Exchange Rate Changes on Cash and Cash Equivalents		-
CASH AND CASH EQUIVALENTS, JANUARY 1	8,899,797.01	8,623,097.69
CASH AND CASH EQUIVALENTS, DECEMBER 31	9,017,770.00	8,899,797.01

Prepared by:


LEEVENA B. ESGUERRA
Accounting Processor - A

Certified true & Correct by:


JACKY LOU H. LAMDAGAN, MBA
DMC-Administrative, GS, Finance &
Commercial

Noted by:


CLAIR GREBERN UY ELUMIR, MBA
General Manager C

**KAPATAGAN WATER DISTRICT
 DETAILED STATEMENT OF CASH FLOWS
 (ALL FUNDS)
 FOR THE YEAR ENDED DECEMBER 31, 2024**

	<u>2024</u>	<u>2023</u>
CASH FLOWS FROM OPERATING ACTIVITIES		
Cash Inflows		
Proceeds from Sale of Goods and Services	<u>1,344.93</u>	<u>315.00</u>
Collection of Income/Revenue	<u>50,351,345.75</u>	<u>47,757,951.58</u>
Collection of service and business income	47,606,998.62	45,546,364.32
Receipt of shares, grants and donations		
Collection of other non-operating income	2,744,347.13	2,211,587.26
Receipt of prior years' income		
Receipt of Assistance/Subsidy	<u>-</u>	<u>-</u>
Subsidy from National Government Agencies		
Assistance from Local Government Units		
Assistance from Other Government Corporations		
Collection of Receivables	<u>60,043.86</u>	<u>63,416.54</u>
Collection of loans and receivables		
Collection of lease receivables		
Collection of receivable from audit disallowances and/or charges		
Collection of other receivables	60,043.86	63,416.54
Receipt of Inter-Agency Fund Transfers	<u>-</u>	<u>-</u>
Receipt of cash for the account of National Government Agencies		
Receipt of cash for the account of Local Government Units		
Receipt of cash for the account of Other Government Corporations		
Receipt of funds for the implementation of projects from National Government Agencies		
Receipt of funds for the implementation of projects from Local Government Units		
Receipt of funds for the implementation of projects from Other Government Corporations		
Receipt of funds for other inter-agency transactions		
Receipt of funds for the account of BSP/Other Banks/Others		
Receipt of Intra-Agency Fund Transfers	<u>-</u>	<u>-</u>
Receipt of funds from Operating Units for implementation of programs/projects		
Receipt of funds from Central/Home/Head Office for implementation of programs/projects		
Receipt of funds from Regional/Branch Offices for implementation of programs/projects		
Receipt of working fund for foreign-assisted projects		
Receipt of funds for other intra-agency transactions		
Trust Receipts	<u>-</u>	<u>-</u>
Receipt of Disaster Risk Reduction and Management Fund		

Receipt of bail bonds		
Receipt of guaranty/security deposits		
Receipt of customers' deposits		
Receipt of margin deposits		
Receipt of deposit from prospective investors		
Collection of other trust receipts	-	
Other Receipts	<u>2,771,694.01</u>	<u>3,093,706.87</u>
Receipt of unearned income/revenue		
Receipt of deposits on letters of credit		
Refund of guaranty deposits		
Receipt of payment for liquidated damages		
Receipt of unused petty cash fund		
Receipt of other deferred credits		
Receipt of refund of overpayment of personnel services		
Receipt of refund of overpayment of maintenance and other operating expenses		
Receipt of refund of cash advances	144,156.41	72,058.71
Other miscellaneous receipts	2,627,537.60	3,021,648.16
Total Cash Inflows	<u>53,184,428.55</u>	<u>50,915,389.99</u>
Adjustments	<u>-</u>	<u>(92,320.34)</u>
Restoration of cash for cancelled/lost/stale checks/ADA		
Restoration of cash for unreleased checks		
Other adjustments-Inflow (Senior Citizen Discount & Creditable taxes)		(92,320.34)
Adjusted Cash Inflows	<u>53,184,428.55</u>	<u>50,823,069.65</u>
Cash Outflows		
Payment of Expenses	<u>24,091,521.93</u>	<u>19,440,880.64</u>
Payment of personnel services	16,490,127.58	15,903,066.73
Payment of maintenance and other operating expenses	7,601,394.35	3,537,813.91
Payment of financial expenses		
Payment of expenses pertaining to/incurred in the prior years		
Liquidation of prior year's cash advances		
Purchase of Inventories	<u>2,707,923.51</u>	<u>1,519,563.60</u>
Purchase of inventories for sale		
Purchase of inventories for distribution		
Purchase of inventory held for consumption	2,707,923.51	1,519,563.60
Purchase of raw materials inventory		
Purchase of Domestic Gold and Silver Inventory		
Purchase of semi-expandable machinery and equipment	-	
Purchase of semi-expandable furniture, fixtures and books		
Purchase of inventories obligated/incurred in prior years		
Grant of Cash Advances	<u>3,610,548.88</u>	<u>3,853,152.26</u>
Advances for operating expenses		250,365.78
Advances for payroll	1,727,882.05	2,124,167.71
Advances for special purpose/time-bound undertakings		
Advances to officers and employees	1,882,666.83	1,478,618.77
Advances to officers and employees obligated in prior year		
Prepayments	<u>-</u>	<u>-</u>
Advances to contractors for repair and maintenance of property, plant and equipment (not capitalizable)		

Prepaid Rent		
Prepaid Registration		
Prepaid Interest		
Prepaid Insurance		
Other Prepayments		
Prepayments obligated in prior year		
Refund of Deposits	-	-
Payment of deposits on letter of credits		
Payment of guaranty deposits		
Payment of other deposits		
Payment of deposits obligated in prior year		
Payments of Accounts Payable	8,515,185.21	12,434,237.94
Remittance of Personnel Benefit Contributions and Mandatory Deductions	11,026,043.26	9,942,239.46
Remittance of taxes withheld	2,249,498.28	1,987,671.63
Remittance to GSIS/Pag-IBIG/PhilHealth/SSS	8,776,544.98	7,954,567.83
Remittance of provident/welfare fund contribution		
Remittance of other personnel benefits contributions		
Remittance of other payables		
Grant of Financial Assistance/Subsidy/Contribution	-	-
Grant of financial assistance to NGAs/LGUs/Other GCs		
Grant of financial assistance to NGOs/POs		
Grant of other assistance/subsidy/contribution		
Grant of assistance obligated in prior years		
Release of Inter-Agency Fund Transfers	-	-
Advances to Procurement Service		
Advances to National Government Agencies for purchase of goods/services as authorized by law		
Advances to Local Government Units for purchase of goods/services as authorized by law		
Advances to Other Government Corporations for purchase of goods/services as authorized by law		
Release of funds to National Government Agencies for the implementation of projects		
Release of funds to Local Government Units for the implementation of projects		
Release of funds to Other Government Corporations for the implementation of projects		
Release of funds to Parent Corporations		
Release of funds to Subsidiaries/Joint Ventures/ Associates/Affiliates		
Release of other inter-agency fund transfers		
Release of Intra-Agency Fund Transfers	-	-
Issuance of Working Fund to Head Office/Branches/Agencies Abroad		
Issuance of funding checks by Central Office/Home/Head Office to Regional/Branch/Operating Units		
Issuance of fund to Other Funds		
Release of other intra-agency fund transfers		


Other Disbursements	-	-
Refund of excess income		
Refund of excess Working Fund/fund transfers/Trust Fund		
Refund of bail bond		
Refund of guaranty/security deposits		
Refund of customers' deposit		
Refund of cash advances		
Refund of income taxes withheld		
Other disbursements	-	-
Total Cash Outflows	49,951,222.79	47,190,073.90
Adjustments	-	-
Adjustment for dishonored checks		
Adjustment for cash shortage		
Reversing entry for unreleased checks in previous year		
Other adjustments - Outflow (Please specify)-Prior years		
Adjusted Cash Outflows	49,951,222.79	47,190,073.90
Net Cash Provided by/(Used in) Operating Activities	3,233,205.76	3,632,995.75
CASH FLOWS FROM INVESTING ACTIVITIES		
Cash Inflows		
Proceeds from Sale/ Disposal of Investment Property	-	-
Proceeds from Sale/Disposal of Property, Plant and Equipment	-	-
Sale of Investments	-	-
Proceeds from sale of stocks/bonds/domestic/marketable securities		
Sale of investments in joint venture		
Sale of investments in associates/affiliates		
Sale of investments in subsidiaries		
Sale of investments in other foreign exchange denominated securities		
Sale of other investments		
Receipt of Interest Earned	-	-
Receipt of Cash Dividends	-	-
Proceeds from Matured Investments/Redemption of Long-term Investments	-	-
Redemption of long term-investments		
Proceeds from matured investments		
Proceeds from the return on investments in joint venture		
Proceeds from the return on investment in subsidiaries		
Proceeds from the return on investment in other foreign exchange denominated securities		
Proceeds from the return on investment in associates/affiliates.		
Proceeds from terminated treasury bills		
Collection of Long-Term Loans	-	-
Repayment of long-term loans by GCs		
Collection of long-term loans		
Proceeds from Sale of Other Assets		
Total Cash Inflows	-	-
Adjustments (Please specify)		-

Adjusted Cash Inflows	-	-
Cash Outflows		
Purchase/Construction of Investment Property		-
Purchase/Construction of Investment Property		
Purchase/Construction of Property, Plant and Equipment	657,774.53	403,218.62
Purchase of land		
Payment for land improvements		
Construction of infrastructure assets		
Construction of buildings and other structures		-
Purchase of machinery and equipment	339,272.07	123,034.77
Purchase of transportation equipment		80,541.07
Purchase of furniture, fixtures and books		18,816.00
Payments for leased assets		
Payments for leased assets improvements		
Construction in progress	318,502.46	180,826.78
Construction/acquisition of heritage assets		
Construction/development/purchase of service concession assets		
Purchase of exploration and evaluation assets		
Purchase of other property, plant and equipment		
Payment of right-of-way		
Advances to contractors		
Payment of guaranty deposit		
Payment of retention fee to contractors		
Payment of other fees charged to projects		
Payment of incidental expenses		
Payment for rehabilitation of property, plant and equipment (capitalized repair)		
Payment for property, plant and equipment obligated in prior year		
Purchase/Acquisition of Investments	-	-
Investment in stocks/bonds/marketable securities		
Investments in joint venture		
Investments in associates/affiliates		
Investments in subsidiaries		
Investments in other foreign exchange denominated securities		
Other long-term investments		
Purchase of Bearer Biological Assets	-	-
Purchase of breeding stocks		
Purchase of livestock		
Purchase of trees, plants and crops		
Purchase of aquaculture		
Purchase of other bearer biological assets		
Purchase of bearer biological assets obligated in prior year		
Purchase of Consumable Biological Assets	-	-
Purchase of livestock held for consumption/sale/distribution		
Purchase of trees, plants and crops held for consumption/sale/distribution		
Purchase of aquaculture		
Purchase of other consumable biological assets		
Purchase of consumable biological assets obligated in prior years		
Purchase of Intangible Assets	-	-
Purchase of patents/copyrights		
Purchase of computer software		
Purchase of other intangible assets		


Purchase of intangible assets obligated in prior year		
Grant of Loans	-	-
Release of funds for sub-loans		
Grant of loans		
Total Cash Outflows	657,774.53	403,218.62
Adjustments (Please specify)	-	-
Adjusted Cash Outflows	657,774.53	403,218.62
Net Cash Provided By/(Used In) Investing Activities	(657,774.53)	(403,218.62)
CASH FLOWS FROM FINANCING ACTIVITIES		
Cash Inflows		
Proceeds from Incurrence of Financial Liabilities	-	-
Proceeds from Financial Liabilities Designated at Fair Value through Surplus/Profit or Deficit/Loss		
Proceeds from Financial Liabilities Associated with Transferred Assets		
Proceeds from issuance of Domestic Securities Sold Under Repurchase Agreements		
Proceeds from issuance of currency		
Proceeds from issuance of deposit liabilities		
Proceeds from Issuance of Bonds and Acceptances Payable	-	-
Proceeds from issuance of bonds		
Proceeds from Outstanding Acceptances Executed by or for Account of the Bank		
Proceeds from Domestic and Foreign Loans	-	-
Proceeds from issuance of notes payable		
Proceeds from domestic loans		
Proceeds from foreign loans		
Equity/Contribution from National Government	-	-
Receipt of Government Subsidy/Contributed Capital		
Proceeds from Issuance of Capital Stock and other Equity Securities	-	-
Proceeds from issuance capital stock		
Proceeds from re-issuance of treasury stock		
Proceeds from issuance of equity component of compound financial instruments		
Proceeds from issuance of other equity securities		
Total Cash Inflows	-	-
Adjustments (Please specify)	-	-
Adjusted Cash Inflows	-	-
Cash Outflows		
Payment of Long-Term Liabilities	2,457,458.24	2,953,077.81
Payment of notes payable		
Payment of domestic loans	2,457,458.24	2,953,077.81
Payment of foreign loans		
Payment of finance lease payable		
Payment of other long-term liabilities		

Redemption of Bonds Issued and Unsecured Subordinated Debt/Payment of Acceptances Payable	-	-
Payment for redemption of bonds		
Payment for redemption of unsecured subordinated debt		
Payment of Outstanding Acceptances Executed by or for Account of the Bank		
Payment for Reacquisition of Capital Stock and Other Equity Securities	-	-
Payment for reacquisition of capital stock		
Payment for reacquisition of other equity securities		
Payment of Interest on Loans and Other Financial Charges		
Payment of Cash Dividends		
Total Cash Outflows	2,457,458.24	2,953,077.81
Adjustments (Please specify)	-	-
Adjusted Cash Outflows	2,457,458.24	2,953,077.81
Net Cash Provided By/(Used In) Financing Activities	(2,457,458.24)	(2,953,077.81)
INCREASE/(DECREASE) IN CASH AND CASH EQUIVALENTS	117,972.99	276,699.32
Effects of Exchange Rate Changes on Cash and Cash Equivalents		
CASH AND CASH EQUIVALENTS, JANUARY 1	8,899,797.01	8,623,097.69
CASH AND CASH EQUIVALENTS, DECEMBER 31	9,017,770.00	8,899,797.01

Prepared by:


LEEVENA B. ESGUERRA
Accounting Processor - A

Certified true & Correct by:


JACKY LOU B. LAMDAGAN, MBA
DMC-Administrative, GS, Finance &
Commercial

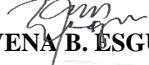
Noted by:


CLAIR GREBERN UY ELUMIR, MBA
General Manager C


**KAPATAGAN WATER DISTRICT
STATEMENT OF CHANGES IN EQUITY
(ALL FUNDS)
FOR THE YEAR ENDED DECEMBER 31, 2024**

Cumulative Translation Adjustment	Cumulative Changes in Fair Value of Investments	Revaluation Surplus	Retained Earnings/ (Deficit)	Contributed Capital	Share Capital	Share Premium	Members' Equity	TOTAL
BALANCE AT JANUARY 1, 2023				46,514,235.59	4,000,013.34			50,514,248.93
ADJUSTMENTS:								
Add/(Deduct):								
Changes in Accounting Policy								
Prior Period Errors								
Other Adjustments								
RESTATED BALANCE AT JANUARY 1, 2023				46,514,235.59	4,000,013.34			50,514,248.93
CHANGES IN EQUITY FOR 2023								
Add/(Deduct):								
Issuances of Share Capital								
Additional Capital from National Government								
Members' Contribution								
Comprehensive Income for the year								
Dividends								
Other Adjustments								
BALANCE AT DECEMBER 31, 2023				48,522,224.61	4,000,013.34			52,522,237.95
CHANGES IN EQUITY FOR 2024								
Add/(Deduct):								
Issuances of Share Capital								
Additional Capital from National Government								
Members' Contribution								
Comprehensive Income for the year								
Dividends								
Other Adjustments								
BALANCE AT DECEMBER 31, 2024				47,244,073.40	4,000,013.34			51,244,086.74

Prepared by:


LEEVENA B. ESGUERRA
Accounting Processor - A

Certified true & Correct by:


JACKY LOU B. LARDAGAN, MBA
DMC-Administrative, GS, Finance
& Commercial

Noted by:


CLAIR GREBERN UY ELUMIR, MBA
General Manager C