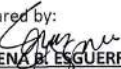



FORM A-1
DETAILS OF DELIVERY UNIT/OFFICE PERFORMANCE INDICATOR AND ACCOMPLISHMENTS
(Note: Same form to be used for submitting 2022 Targets)

LWD NAME: **KAPATAGAN WATER DISTRICT**

Major Final Output/ Responsible Units (1)	Performance Indicator 1 (2)	FY 2022 TARGET for Performance Indicator 1 (3)	FY 2022 ACCOMPLISHMENT for Performance Indicator 1 (4)	Performance Indicator 2 (5)	FY 2022 TARGET for Performance Indicator 2 (6)	FY 2022 ACCOMPLISHMENT for Performance Indicator 2 (7)	Performance Indicator 3 (8)	FY 2022 TARGET for Performance Indicator 3 (9)	FY 2022 ACCOMPLISHMENT for Performance Indicator 3 (10)
A. Performance Results									
	Access and Coverage	93%	93%	Reliability	100%	100%	Adequacy	2.24:1	2.18:1
B. Process Results									
	Quality of Service	100% Compliant to CPS	100% Compliant to CPS						
C. Financial Results									
	Collection Efficiency	95.50%	98.20%						
	Current Ratio	4.8:1	3.3:1						
	Positive Net Balance in the Average Net Income for twelve (12) months	P254,968.63	P15,204.85						
D. Citizen/Client Satisfaction Results									
	Customer Satisfaction	1.) 100% Compliant To EODB; 2.) 100% Complaints are responded; 3.) 3,500 Service Request received	1.) 100% Compliant To EODB; 2.) 100% Complaints are responded; 3.) 3,800 Service Request received						


Prepared by:

LEEVENA B. ESGUERRA
 Accounting Processor - A


ENGR. WILSON D. SIENES
 Engineering Assistant - A


Approved:

CLAIR GREBERN U. ELUMIR
 General Manager

2022 PBB: Form A-1
 KAPATAGAN Water District


Performance Indicator 4 (11)	FY 2022 TARGET for Performance Indicator 4 (12)	FY 2022 ACCOMPLISHMENT for Performance Indicator 4 (13)	Performance Indicator 5 (14)	FY 2022 TARGET for Performance Indicator 5 (15)	FY 2022 ACCOMPLISHMENT for Performance Indicator 5 (16)	Performance Indicator 6 (17)	FY 2022 TARGET for Performance Indicator 6 (18)	FY 2022 ACCOMPLISHMENT for Performance Indicator 6 (19)
COVID-19 Response Measures	100%	100%	Non-Revenue Water	30%	30%	Potability	0.3ppm	0.3ppm

Prepared by:

LEEVENA B. ESGUERRA
 Accounting Processor - A



ENGR. WILSON O. SIENES
 Engineering Assistant - A

Approved:

CLAIR GREBERN U. ELUMIR
 General Manager

Performance Indicator 7 (20)	FY 2022 TARGET for Performance Indicator 7 (21)	FY 2022 ACCOMPLISHMENT for Performance Indicator 7 (22)	Performance Indicator 8 (23)	FY 2022 TARGET for Performance Indicator 8 (24)	FY 2022 ACCOMPLISHMENT for Performance Indicator 8 (25)	Performance Indicator 9 (26)	FY 2022 TARGET for Performance Indicator 6 (27)	FY 2022 ACCOMPLISHMENT for Performance Indicator 9 (28)	Remarks (29)
Reliability of Service	Major leaking 1-2hrs Minor leaking 30mins	Major leaking 1-2hrs Minor leaking 30mins	Staff Productivity Index	Category C; 131:1	Category C; 125:1	Water Quality Reports	Submits Bacteriological Reports and Chlorine Residual Reports Monthly; Physical & Chemical Reports Yearly	Submits Bacteriological Reports and Chlorine Residual Reports Monthly; Physical & Chemical Reports Yearly	

Prepared by:

LEEVENA B. ESGUERRA
 Accounting Processor - A


ENGR. WILSON O. SIENES
 Engineering Assistant - A

Approved:

CLAIR GREBERN U. ELUMIR
 General Manager