

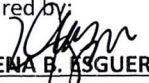
FORM A-1


DETAILS OF DELIVERY UNIT/OFFICE PERFORMANCE INDICATOR AND ACCOMPLISHMENTS

(Note: Same form to be used for submitting 2023 Targets)

LWD NAME: **KAPATAGAN WATER DISTRICT**

Major Final Output/ Responsible Units (1)	Performance Indicator 1 (2)	FY 2023 TARGET for Performance Indicator 1 (3)	FY 2023 ACCOMPLISHMENT for Performance Indicator 1 (4)	Performance Indicator 2 (5)	FY 2023 TARGET for Performance Indicator 2 (6)	FY 2023 ACCOMPLISHMENT for Performance Indicator 2 (7)	Performance Indicator 3 (8)	FY 2023 TARGET for Performance Indicator 3 (9)	FY 2023 ACCOMPLISHMENT for Performance Indicator 3 (10)
A. Performance Results									
	Access and Coverage	93%	93%	Reliability	100%	100%	Adequacy	2:1	2.12:1
B. Process Results									
	Quality of Service	100% Compliant to CPS	100% Compliant to CPS						
C. Financial Results									
	Collection Efficiency	95.00%	95.10%						
	Current Ratio	2:1	3.87:1						
	Positive Net Balance in the Average Net Income for twelve (12) months	P16,000.00	P122,054.34						
D. Citizen/Client Satisfaction Results									
	Customer Satisfaction	1.) 100% Compliant To EODB; 2.) 100% Complaints are responded; 3.) 3,000 Service Request received	1.) 100% Compliant To EODB; 2.) 100% Complaints are responded; 3.) 3,500 Service Request received						

Prepared by:

LEEVENA B. YSGUERRA
 Accounting Processor - A


ENGR. WILSON O. SIENES
 Engineering Assistant - A


Approved:

CLAIR GREBERN U. ELUMIR
 General Manager

Performance Indicator 4 (11)	FY 2023 TARGET for Performance Indicator 4 (12)	FY 2023 ACCOMPLISHMENT for Performance Indicator 4 (13)	Performance Indicator 5 (14)	FY 2023 TARGET for Performance Indicator 5 (15)	FY 2023 ACCOMPLISHMENT for Performance Indicator 5 (16)	Performance Indicator 6 (17)	FY 2023 TARGET for Performance Indicator 6 (18)	FY 2023 ACCOMPLISHMENT for Performance Indicator 6 (19)
------------------------------	---	---	------------------------------	---	---	------------------------------	---	---

Water Safety Plan	100%	100	Non-Revenue Water	30%	26%	Potability	0.3ppm	0.3ppm
-------------------	------	-----	-------------------	-----	-----	------------	--------	--------

--	--	--	--	--	--	--	--	--


Prepared by:

LEEVENA B. ESGUERRA
 Accounting Processor - A


ENGR. WILSON O. SIENES
 Engineering Assistant - A


Approved:

CLAIR GREBERN U. ELUMIR
 General Manager

Performance Indicator 7 (20)	FY 2023 TARGET for Performance Indicator 7 (21)	FY 2023 ACCOMPLISHMENT for Performance Indicator 7 (22)	Performance Indicator 8 (23)	FY 2023 TARGET for Performance Indicator 8 (24)	FY 2023 ACCOMPLISHMENT for Performance Indicator 8 (25)	Performance Indicator 9 (26)	FY 2023 TARGET for Performance Indicator 6 (27)	FY 2023 ACCOMPLISHMENT for Performance Indicator 9 (28)	Remarks (29)
Reliability of Service	Major leaking 1-2hrs Minor leaking 30mins	Major leaking 1-2hrs Minor leaking 30mins	Staff Productivity Index	Category C; 120:1	Category C; 131:1	Water Quality Reports	Submits 'Bacteriological Reports and Chlorine Residual Reports Monthly; Physical & Chemical Reports Yearly	Submits 'Bacteriological Reports and Chlorine Residual Reports Monthly; Physical & Chemical Reports Yearly	

Prepared by:

LEEVENA B. ESGUERRA
 Accounting Processor - A


ENGR. WILSON O. SIENES
 Engineering Assistant - A

Approved:

CLAIR GREBERN U. ELUMIR
 General Manager